

MONTHLY REPORT OF DISBURSEMENTS  
For the month of January, 2017

| Department: Department of Science and Technology (DOST) |                     |            |         |    | Agency: Technology Application and Promotion Institute |                               |            |         |    |            |    |      |         |    | Operating Unit: N/A |              |                   |    |      |    |              |              |      |         |              |         |
|---|---------------------|------------|---------|----|--|-------------------------------|------------|---------|----|------------|----|------|---------|----|---------------------|--------------|-------------------|----|------|----|--------------|--------------|------|---------|--------------|---------|
| Organization Code (UACS): 19020000000                   |                     |            |         |    | Fund Cluster: 01 - Regular Agency Fund                 |                               |            |         |    |            |    |      |         |    |                     |              |                   |    |      |    |              |              |      |         |              |         |
| PARTICULARS   | CURRENT YEAR BUDGET |            |         |    |  | PRIOR YEAR'S ACCOUNTS PAYABLE |            |         |    |            |    |      |         |    |                     | SUB-TOTAL    | TRUST LIABILITIES |    |      |    | GRAND TOTAL  |              |      |         |              | REMARKS |
|   | PS                  | MOOE       | Ph. Exp | CO | TOTAL  | PS                            | MOOE       | Ph. Exp | CO | Sub-Total  | PS | MOOE | Ph. Exp | CO | Sub-Total           |              | TOTAL             | PS | MOOE | CO | TOTAL        | PS           | MOOE | Ph. Exp | CO           |         |
| Notice of Cash Advances (NCA)                           | 2,542,047.10        | 611,760.45 |         |    | 3,153,807.55   | 195,366.47                    | 384,907.66 |         |    | 580,274.13 |    |      |         |    | 580,274.13          | 3,944,081.71 |                   |    |      |    | 2,727,415.57 | 1,195,668.14 |      |         | 3,923,083.71 |         |
| NCA Checks Issued                                       | 934,946.18          | 134,183.53 |         |    | 1,069,129.71   |                               | 157,633.32 |         |    | 157,633.32 |    |      |         |    | 157,633.32          | 1,426,763.03 |                   |    |      |    | 934,946.18   | 491,816.85   |      |         | 1,426,763.03 |         |
| Advance to Debit Account                                | 1,607,100.92        | 277,576.95 |         |    | 1,884,677.87   | 195,366.47                    | 415,264.34 |         |    | 610,630.81 |    |      |         |    | 610,630.81          | 2,515,313.68 |                   |    |      |    | 1,612,467.26 | 702,844.29   |      |         | 2,315,311.55 |         |
| Notice of Transfer of Advances (NTA)                    |                     |            |         |    |  |                               |            |         |    |            |    |      |         |    |                     |              |                   |    |      |    |              |              |      |         |              |         |
| NCA Checks Issued                                       |                     |            |         |    |  |                               |            |         |    |            |    |      |         |    |                     |              |                   |    |      |    |              |              |      |         |              |         |
| Advance to Debit Account                                |                     |            |         |    |  |                               |            |         |    |            |    |      |         |    |                     |              |                   |    |      |    |              |              |      |         |              |         |
| Working Fund (NCA issued to B II)                       |                     |            |         |    |  |                               |            |         |    |            |    |      |         |    |                     |              |                   |    |      |    |              |              |      |         |              |         |
| Tax Remittance Advances Issued (TRA)                    | 182,992.00          | 21,604.90  |         |    | 204,596.90   |                               | 24,199.54  |         |    | 24,199.54  |    |      |         |    | 24,199.54           | 428,796.40   |                   |    |      |    | 182,992.00   | 45,804.40    |      |         | 228,796.40   |         |
| Capex Disbursement Ceiling (CDC)                        |                     |            |         |    |  |                               |            |         |    |            |    |      |         |    |                     |              |                   |    |      |    |              |              |      |         |              |         |
| Non-Cash Available Authority (NLAA)                     |                     |            |         |    |  |                               |            |         |    |            |    |      |         |    |                     |              |                   |    |      |    |              |              |      |         |              |         |
| Others (CDT, BT, Direct Stamp, etc.)                    |                     |            |         |    |  |                               |            |         |    |            |    |      |         |    |                     |              |                   |    |      |    |              |              |      |         |              |         |

Summary

| PARTICULARS  | PREVIOUS REPORT | CURRENT MONTH | AS OF DATE   |
|--|-----------------|---------------|--------------|
| (1)  | (2)             | (3)           | (4)          |
| Total Disbursement Authorities Received            |                 |               |              |
| NCA  |                 | 7,366,000.00  | 7,366,000.00 |
| Working Fund                                       |                 |               |              |
| TRA  |                 | 428,796.50    | 428,796.50   |
| CDC  |                 |               |              |
| NCAA   |                 |               |              |
| Others (CDT, BT, Direct Stamp, etc.)               |                 |               |              |
| Less: Notes of Transfer Advances (NTA) Issued      |                 |               |              |
| Total Disbursement Authorities Available           |                 | 7,794,796.50  | 7,794,796.50 |
| Less:  |                 |               |              |
| Liquid NCA   |                 |               |              |
| Disbursements                                      |                 | 4,372,878.21  | 4,372,878.21 |
| Balance of Disbursements Authorities as of to date |                 | 3,421,918.29  | 3,421,918.29 |
| Total Disbursements Program                        |                 | 7,805,796.00  | 7,805,796.00 |
| Less - Actual Disbursements                        |                 | 4,372,878.21  | 4,372,878.21 |
| Over/Under spending                                |                 | 3,433,121.79  | 3,433,121.79 |

Certified Correct:

*[Signature]*  
FLORENCIA P. PANGILINAN

Agency Chief Accountant

Date: 28/Feb/2017

Approved By:

*[Signature]*  
EDGAR I. GARCIA

Head of Agency or Authorized Representative

Date: 28/Feb/2017 *[Signature]*

OFFICE OF THE COMPTROLLER  
Received by: *[Signature]*  
Date: 4-11-17

**MONTHLY REPORT OF DISBURSEMENTS**  
For the month of February, 2017

| Department: Department of Science and Technology (DOST) |                     |              |          |    | Agency: Technology Application and Promotion Institute |                               |            |          |            |            |                                 |      |          |    | Operating Unit: N/A     |               |                   |            |         |    |              |              |               |          |            |               |       |
|---|---------------------|--------------|----------|----|--|-------------------------------|------------|----------|------------|------------|---------------------------------|------|----------|----|-------------------------|---------------|-------------------|------------|---------|----|--------------|--------------|---------------|----------|------------|---------------|-------|
| Organization Code (UACS): 190200000000                  |                     |              |          |    | Fund Cluster: 01 - Regular Agency Fund                 |                               |            |          |            |            |                                 |      |          |    | Report Status: APPROVED |               |                   |            |         |    |              |              |               |          |            |               |       |
| PARTICULARS   | CURRENT YEAR BUDGET |              |          |    |  | PRIOR YEAR'S ACCOUNTS PAYABLE |            |          |            |            | CURRENT YEAR'S ACCOUNTS PAYABLE |      |          |    |                         | SUB-TOTAL     | TRUST LIABILITIES |            |         |    | GRAND TOTAL  |              |               |          |            | REMARKS       |       |
|   | FS                  | MOOE         | Fla. Exp | CO | TOTAL  | FS                            | MOOE       | Fla. Exp | CO         | Sub-Total  | FS                              | MOOE | Fla. Exp | CO | Sub-Total               |               | TOTAL             | FS         | MOOE    | CO | TOTAL        | FS           | MOOE          | Fla. Exp | CO         |               | TOTAL |
|   | 1                   | 2            | 3        | 4  | 5  | 6=2+3+4+5                     | 7          | 8        | 9          | 10         | 11=7+8+9+10                     | 12   | 13       | 14 | 15                      |               | 16=(12+13+14+15)  | 17=(11+16) | 18=6+17 | 19 | 20           | 21           | 22=(19+20+21) | 23       | 24         |               | 25    |
| Notice of Cash Allocation (NCA)                         | 2,923,924.15        | 7,446,026.53 |          |    | 10,369,950.67  |                               | 324,050.13 |          | 274,722.65 | 598,772.78 |                                 |      |          |    | 598,772.78              | 10,968,723.45 |                   |            |         |    | 2,923,924.15 | 7,770,086.65 |               |          | 274,722.65 | 10,968,723.45 |       |
| MDS Checks Issued                                       | 926,651.66          | 6,551,753.51 |          |    | 7,478,405.17   |                               | 77,109.97  |          | 98,403.02  | 175,512.99 |                                 |      |          |    | 175,512.99              | 7,653,918.16  |                   |            |         |    | 926,651.66   | 6,628,863.48 |               |          | 98,403.02  | 7,653,918.16  |       |
| Advice to Debit Account                                 | 1,997,272.49        | 894,283.01   |          |    | 2,891,555.50   |                               | 246,940.16 |          | 176,319.63 | 423,259.79 |                                 |      |          |    | 423,259.79              | 3,314,815.29  |                   |            |         |    | 1,997,272.49 | 1,141,223.17 |               |          | 176,319.63 | 3,314,815.29  |       |
| Notice of Transfer of Allocation (NTA)                  |                     |              |          |    |  |                               |            |          |            |            |                                 |      |          |    |                         |               |                   |            |         |    |              |              |               |          |            |               |       |
| MDS Checks Issued                                       |                     |              |          |    |  |                               |            |          |            |            |                                 |      |          |    |                         |               |                   |            |         |    |              |              |               |          |            |               |       |
| Advice to Debit Account                                 |                     |              |          |    |  |                               |            |          |            |            |                                 |      |          |    |                         |               |                   |            |         |    |              |              |               |          |            |               |       |
| Working Fund (NCA issued to BTr)                        |                     |              |          |    |  |                               |            |          |            |            |                                 |      |          |    |                         |               |                   |            |         |    |              |              |               |          |            |               |       |
| Tax Remittance Advices Issued (TRA)                     | 521,194.25          | 49,506.14    |          |    | 570,500.39   |                               | 10,299.10  |          | 15,550.35  | 25,849.45  |                                 |      |          |    | 25,849.45               | 596,349.84    |                   |            |         |    | 521,194.25   | 99,605.24    |               |          | 15,550.35  | 596,349.84    |       |
| Cash Disbursement Ceiling (CDC)                         |                     |              |          |    |  |                               |            |          |            |            |                                 |      |          |    |                         |               |                   |            |         |    |              |              |               |          |            |               |       |
| Non-Cash Availment Authority (NCAA)                     |                     |              |          |    |  |                               |            |          |            |            |                                 |      |          |    |                         |               |                   |            |         |    |              |              |               |          |            |               |       |
| Others (CDT, BTr Docs Stamp, etc.)                      |                     |              |          |    |  |                               |            |          |            |            |                                 |      |          |    |                         |               |                   |            |         |    |              |              |               |          |            |               |       |

**Summary**

| PARTICULARS  | PREVIOUS REPORT | CURRENT MONTH  | AS OF DATE    |
|--|-----------------|----------------|---------------|
| (1)  | (2)             | (3)            | (4)           |
| Total Disbursement Authorities Received            |                 |                |               |
| MCA  | 7,366,000.00    | 7,547,000.00   | 14,913,000.00 |
| Working Fund                                       |                 |                |               |
| TRA  | 428,796.50      | 596,349.84     | 1,025,146.34  |
| CDC  |                 |                |               |
| NCAA   |                 |                |               |
| Others (CDT, BTr Docs Stamp, etc.)                 |                 |                |               |
| Less: Notice of Transfer Allocation (NTA)* Issued  |                 |                |               |
| Total Disbursements Authorities Available          | 7,794,796.50    | 8,143,349.84   | 15,938,146.34 |
| Less:  |                 |                |               |
| Lapsed NCA   |                 |                |               |
| Disbursements                                      | 4,372,878.21    | 11,565,083.29  | 15,937,961.50 |
| Balance of Disbursements Authorities as of to date | 3,421,918.29    | (3,421,733.45) | 184.84        |
| Total Disbursements Program                        | 7,806,000.00    | 8,048,000.00   | 15,854,000.00 |
| Less: * Actual Disbursements                       | 4,372,878.21    | 11,565,083.29  | 15,937,961.50 |
| (Over)/Under spending-                             | 3,433,121.79    | (3,517,083.29) | (83,961.50)   |

Certified Correct:

*Florence P. Pangilinan*  
**FLORENCE P. PANGILINAN**  
 Agency Chief Accountant  
 Date: 08/Mar/2017

Approved By:

**EDGAR I. GARCIA**  
 Head of Agency or Authorized Representative  
 Date: 08/Mar/2017

By authority:

*Marion Ivy D. Decena*  
**MARION IVY D. DECENA**  
 Officer-In-Charge  
 Office of the Director, TAPI

OFFICE OF THE COA AT TAPI  
 Received by *garcia*  
 Date: 4-11-17


**MONTHLY REPORT OF DISBURSEMENTS**  
For the month of March, 2017

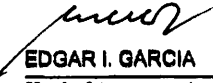
Edited by Foxit Reader  
Copyright(C) by Foxit Software Company,2005-2008  
For Evaluation Only. **FAR No. 4**


| Department: Department of Science and Technology (DOST) |                     |              |          |              | Agency: Technology Application and Promotion Institute |          |              |    |            |              |      |          |    |           | Operating Unit: N/A      |                   |    |      |    |             |    |      |          |    |         |       |  |
|---|---------------------|--------------|----------|--------------|--|----------|--------------|----|------------|--------------|------|----------|----|-----------|--------------------------|-------------------|----|------|----|-------------|----|------|----------|----|---------|-------|--|
| Organization Code (UAC'S): 190200000000                 |                     |              |          |              | Fund Cluster: 01 - Regular Agency Fund                 |          |              |    |            |              |      |          |    |           | Report Status: SUBMITTED |                   |    |      |    |             |    |      |          |    |         |       |  |
| PARTICULARS   | CURRENT YEAR BUDGET |              |          |              | PRIOR YEAR'S ACCOUNTS PAYABLE                          |          |              |    |            |              |      |          |    |           | SUB-TOTAL                | TRUST LIABILITIES |    |      |    | GRAND TOTAL |    |      |          |    | REMARKS |       |  |
|   | PS                  | MOOE         | Fin. Exp | CO           | PS   | MOOE     | Fin. Exp     | CO | Sub-Total  | PS           | MOOE | Fin. Exp | CO | Sub-Total |                          | TOTAL             | PS | MOOE | CO | TOTAL       | PS | MOOE | Fin. Exp | CO |         | TOTAL |  |
| Notice of Cash Allocation (NCA)                         | 2,031,372.77        | 3,007,699.40 |          | 3,061,264.01 | 8,064,034.70   | 2,133.00 | 1,510,823.04 |    | 134,866.07 | 1,256,911.13 |      |          |    | 65,037.49 | 1,321,948.62             |                   |    |      |    |             |    |      |          |    |         |       |  |
| MDG Checks Issued                                       | 101,811.80          | 874,000.11   |          | 3,061,264.01 | 4,806,021.94   |          | 32,591.76    |    |            | 31,503.76    |      |          |    | 35,037.49 | 66,541.25                |                   |    |      |    |             |    |      |          |    |         |       |  |
| Advice to Debit Account                                 | 2,014,319.97        | 2,241,268.23 |          |              | 4,235,014.30   | 2,133.00 | 1,496,329.22 |    | 134,866.07 | 1,256,117.39 |      |          |    | 30,000.00 | 1,286,117.39             |                   |    |      |    |             |    |      |          |    |         |       |  |
| Notice of Transfer of Allocation (NTA)                  |                     |              |          |              |  |          |              |    |            |              |      |          |    |           |                          |                   |    |      |    |             |    |      |          |    |         |       |  |
| MDG Checks Issued                                       |                     |              |          |              |  |          |              |    |            |              |      |          |    |           |                          |                   |    |      |    |             |    |      |          |    |         |       |  |
| Advice to Debit Account                                 |                     |              |          |              |  |          |              |    |            |              |      |          |    |           |                          |                   |    |      |    |             |    |      |          |    |         |       |  |
| Working Fund (NCA Issued to DTI)                        |                     |              |          |              |  |          |              |    |            |              |      |          |    |           |                          |                   |    |      |    |             |    |      |          |    |         |       |  |
| Tax Remittance Advice Issued (TRA)                      | 602,167.00          | 12,716.43    |          |              | 601,073.43   |          | 126,222.81   |    | 7,031.01   | 134,196.79   |      |          |    | 2,382.84  | 136,579.63               |                   |    |      |    |             |    |      |          |    |         |       |  |
| Cash Disbursement Ceiling (CDC)                         |                     |              |          |              |  |          |              |    |            |              |      |          |    |           |                          |                   |    |      |    |             |    |      |          |    |         |       |  |
| Non-Cash Availment Authority (NCAA)                     |                     |              |          |              |  |          |              |    |            |              |      |          |    |           |                          |                   |    |      |    |             |    |      |          |    |         |       |  |
| Short (CDT, DT, Data Backup, etc.)                      |                     |              |          |              |  |          |              |    |            |              |      |          |    |           |                          |                   |    |      |    |             |    |      |          |    |         |       |  |

**Summary**

| PARTICULARS   | PREVIOUS REPORT | CURRENT MONTH | AS OF DATE    |
|---|-----------------|---------------|---------------|
| (1)   | (2)             | (3)           | (4)           |
| Total Disbursement Authorities Received             |                 |               |               |
| NCA   | 14,813,000.00   | 16,781,850.80 | 29,694,850.80 |
| Working Fund  |                 |               |               |
| TRA   | 1,021,144.34    | 604,316.84    | 1,625,461.18  |
| CDC   |                 |               |               |
| NCAA  |                 |               |               |
| Delivery (CDT, DT, Data Backup, etc.)               |                 | 7,600.00      | 7,600.00      |
| Less: Notice of Transfer of Allocation (NTA) Issued |                 |               |               |
| Total Disbursement Authorities Available            | 15,834,144.34   | 17,393,767.64 | 31,327,311.98 |
| Less:   |                 |               |               |
| Lapsed NCA Disbursements                            | 13,837,861.50   | 11,433,360.88 | 25,271,222.38 |
| Balance of Disbursements Authorities as of to date  | 199,282.84      | 5,960,406.76  | 6,066,089.60  |
| Total Disbursements Program                         | 15,834,144.34   | 11,442,000.00 | 27,394,000.00 |
| Less: * Actual Disbursements                        | 14,812,819.16   | 11,433,360.88 | 26,246,179.04 |
| Over/Under spending                                 | 1,021,325.18    | 1,028,639.12  | 1,047,820.96  |

Correct:  
  
  
**FLORENCIA P. PANGILINAN**  
 Agency Chief Accountant  
 Date: 05/Apr/2017

Approved By:  
  
  
**EDGAR I. GARCIA**  
 Head of Agency or Authorized Representative  
 Date: 05/Apr/2017

OFFICE OF THE CGA AUDIT  
 Received By:   
 Date: 4-1-17

**MONTHLY REPORT OF DISBURSEMENTS**  
For the month of April, 2017

Edited by Foxit Reader  
Copyright(C) by Foxit Software Company,2005-2008  
For Evaluation Only. **FAR No. 4**

| Department: Department of Science and Technology (DOST) |                     |              |          |    | Agency: Technology Application and Promotion Institute |                               |      |          |    |                                 |            |      |          |    | Operating Unit: N/A      |              |                   |    |      |    |              |              |      |          |            |              |
|---|---------------------|--------------|----------|----|--|-------------------------------|------|----------|----|---------------------------------|------------|------|----------|----|--------------------------|--------------|-------------------|----|------|----|--------------|--------------|------|----------|------------|--------------|
| Organization Code (UACS): 190200000000                  |                     |              |          |    | Fund Cluster: 01 - Regular Agency Fund                 |                               |      |          |    |                                 |            |      |          |    | Report Status: SUBMITTED |              |                   |    |      |    |              |              |      |          |            |              |
| PARTICULARS   | CURRENT YEAR BUDGET |              |          |    |  | PRIOR YEAR'S ACCOUNTS PAYABLE |      |          |    | CURRENT YEAR'S ACCOUNTS PAYABLE |            |      |          |    |                          | SUB-TOTAL    | TRUST LIABILITIES |    |      |    | GRAND TOTAL  |              |      |          |            | REMARKS      |
|   | PS                  | MOOE         | Fla. Exp | CO | TOTAL  | PS                            | MOOE | Fla. Exp | CO | Sub-Total                       | PS         | MOOE | Fla. Exp | CO | Sub-Total                |              | TOTAL             | PS | MOOE | CO | TOTAL        | PS           | MOOE | Fla. Exp | CO         |              |
| None of Cash Allocations (M. A)                         | 2,672,164.81        | 5,036,921.28 |          |    | 7,709,086.13   | 46,875.00                     |      |          |    | 161,500.00                      | 328,375.00 |      |          |    | 328,375.00               | 7,917,461.13 |                   |    |      |    | 2,672,164.81 | 5,036,921.28 |      |          | 161,500.00 | 7,917,461.13 |
| MDS Checks Issued                                       | 959,169.56          | 337,866.74   |          |    | 1,297,036.30   | 46,875.00                     |      |          |    | 161,500.00                      | 46,875.00  |      |          |    | 46,875.00                | 1,343,911.30 |                   |    |      |    | 959,169.56   | 337,866.74   |      |          | 161,500.00 | 1,343,911.30 |
| Advice to Debit Account                                 | 1,712,994.89        | 4,699,054.54 |          |    | 6,412,049.43   |                               |      |          |    | 161,500.00                      | 161,500.00 |      |          |    | 161,500.00               | 6,573,549.43 |                   |    |      |    | 1,712,994.89 | 4,699,054.54 |      |          | 161,500.00 | 6,573,549.43 |
| None of Transfer Allocations (NTA)                      |                     |              |          |    |  |                               |      |          |    |                                 |            |      |          |    |                          |              |                   |    |      |    |              |              |      |          |            |              |
| MDS Checks Issued                                       |                     |              |          |    |  |                               |      |          |    |                                 |            |      |          |    |                          |              |                   |    |      |    |              |              |      |          |            |              |
| Advice to Debit Account                                 |                     |              |          |    |  |                               |      |          |    |                                 |            |      |          |    |                          |              |                   |    |      |    |              |              |      |          |            |              |
| Working Fund (NCA reversion to HT)                      |                     |              |          |    |  |                               |      |          |    |                                 |            |      |          |    |                          | 521,027.82   |                   |    |      |    | 461,167.00   | 61,860.82    |      |          |            | 521,027.82   |
| Tax Reimburse Advances Issued (TRA)                     | 461,167.00          | 61,860.82    |          |    | 521,027.82   |                               |      |          |    |                                 |            |      |          |    |                          |              |                   |    |      |    |              |              |      |          |            |              |
| Cash Disbursement (Entry) (E)                           |                     |              |          |    |  |                               |      |          |    |                                 |            |      |          |    |                          |              |                   |    |      |    |              |              |      |          |            |              |
| Non-Cash Allocations Authority (N. A.A)                 |                     |              |          |    |  |                               |      |          |    |                                 |            |      |          |    |                          |              |                   |    |      |    |              |              |      |          |            |              |
| Others (CDT, BT, Doc + Stamp, etc.)                     |                     |              |          |    |  |                               |      |          |    |                                 |            |      |          |    |                          |              |                   |    |      |    |              |              |      |          |            |              |


**Summary**

| PARTICULARS  | PREVIOUS REPORT | CURRENT MONTH  | AS OF DATE     |
|--|-----------------|----------------|----------------|
| (1)  | (2)             | (3)            | (4)            |
| Total Disbursement Authorized - Received           |                 |                |                |
| NCA  | 25,640,000.00   | 8,254,000.00   | 33,894,000.00  |
| Working Fund                                       |                 |                |                |
| TRA  | 1,669,722.48    | 521,027.82     | 2,190,750.30   |
| CDC  |                 |                |                |
| NCAA   |                 |                |                |
| Others (CDT, BT, Doc + Stamp, etc.)                | 7,600.00        |                | 7,600.00       |
| Less: None of Transfer Allocations (NTA) reversion |                 |                |                |
| Total Disbursement Authorized - Available          | 27,317,322.48   | 8,775,027.82   | 36,150,350.30  |
| Less:  |                 |                |                |
| Lapsed NCA   |                 |                |                |
| Disbursements                                      |                 | 8,440,488.55   | 8,440,488.55   |
| Balance of Disbursement Authorized as of date      | 27,317,322.48   | 336,539.27     | 27,709,861.65  |
| Total Disbursement Program                         |                 | 8,440,488.55   | 8,440,488.55   |
| Less: * Actual Disbursements                       |                 | (8,440,488.55) | (8,440,488.55) |
| Over/Under spending                                |                 | (8,440,488.55) | (8,440,488.55) |

Certified Correct:

**FLORENCA P. PANGILINAN**  
Agency Chief Accountant  
Date: 05/May/2017

Approved By:

  
**EDGAR I. GARCIA**  
Head of Agency or Authorized Representative  
Date: 05/May/2017

**MONTHLY REPORT OF DISBURSEMENTS**  
For the month of May, 2017

| Department: Department of Science and Technology (DOST) |                     |              |          |    | Agency: Technology Application and Promotion Institute |                               |            |          |    |            |                                 |           |          |    | Operating Unit: N/A      |            |                   |    |      |    |              |              |      |          |              |       |        |
|---|---------------------|--------------|----------|----|--|-------------------------------|------------|----------|----|------------|---------------------------------|-----------|----------|----|--------------------------|------------|-------------------|----|------|----|--------------|--------------|------|----------|--------------|-------|--------|
| Organization Code (UACS): 190200000000                  |                     |              |          |    | Fund Cluster: 01 - Regular Agency Fund                 |                               |            |          |    |            |                                 |           |          |    | Report Status: SUBMITTED |            |                   |    |      |    |              |              |      |          |              |       |        |
| PARTICULARS   | CURRENT YEAR BUDGET |              |          |    |  | PRIOR YEAR'S ACCOUNTS PAYABLE |            |          |    |            | CURRENT YEAR'S ACCOUNTS PAYABLE |           |          |    |                          | SUB-TOTAL  | TRUST LIABILITIES |    |      |    |              | GRAND TOTAL  |      |          |              |       | REMARK |
|   | PS                  | MOOE         | Fls. Exp | CO | TOTAL  | PS                            | MOOE       | Fls. Exp | CO | Sub-Total  | PS                              | MOOE      | Fls. Exp | CO | Sub-Total                |            | TOTAL             | PS | MOOE | CO | TOTAL        | PS           | MOOE | Fls. Exp | CO           | TOTAL |        |
|   | 1                   | 2            | 3        | 4  | 5  | 6                             | 7          | 8        | 9  | 10         | 11                              | 12        | 13       | 14 | 15                       |            | 16                | 17 | 18   | 19 | 20           | 21           | 22   | 23       | 24           | 25    |        |
| Notice of Cash Allocation (NCA)                         | 4,556,845.42        | 3,267,839.93 |          |    | 6,824,685.37   |                               | 101,250.00 |          |    | 101,250.00 |                                 | 46,875.00 |          |    | 46,875.00                | 148,125.00 |                   |    |      |    | 4,556,845.42 | 3,415,964.93 |      |          | 9,972,810.37 |       |        |
| MDS Checks Issued                                       | 960,815.10          | 444,394.46   |          |    | 1,405,209.56   |                               | 22,500.00  |          |    | 22,500.00  |                                 | 46,875.00 |          |    | 46,875.00                | 69,375.00  |                   |    |      |    | 960,815.10   | 513,769.46   |      |          | 1,474,584.56 |       |        |
| Advice to Debit Account                                 | 3,596,030.32        | 4,813,445.49 |          |    | 8,419,475.81   |                               | 78,750.00  |          |    | 78,750.00  |                                 |           |          |    |                          | 78,750.00  |                   |    |      |    | 3,596,030.32 | 4,902,195.49 |      |          | 8,498,225.81 |       |        |
| Notice of Transfer of Allocation (NTA)                  |                     |              |          |    |  |                               |            |          |    |            |                                 |           |          |    |                          |            |                   |    |      |    |              |              |      |          |              |       |        |
| MDS Checks Issued                                       |                     |              |          |    |  |                               |            |          |    |            |                                 |           |          |    |                          |            |                   |    |      |    |              |              |      |          |              |       |        |
| Advice to Debit Account                                 |                     |              |          |    |  |                               |            |          |    |            |                                 |           |          |    |                          |            |                   |    |      |    |              |              |      |          |              |       |        |
| Working Fund (NCA issued to BTr)                        |                     |              |          |    |  |                               |            |          |    |            |                                 |           |          |    |                          |            |                   |    |      |    |              |              |      |          |              |       |        |
| Tax Reimburse Advice Issued (TRA)                       | 508,076.00          | 63,354.56    |          |    | 571,430.56   |                               | 3,000.00   |          |    | 3,000.00   |                                 | 3,125.00  |          |    | 3,125.00                 | 8,125.00   |                   |    |      |    | 508,076.00   | 71,479.56    |      |          | 579,555.56   |       |        |
| Cash Disbursement Ceiling (CDC)                         |                     |              |          |    |  |                               |            |          |    |            |                                 |           |          |    |                          |            |                   |    |      |    |              |              |      |          |              |       |        |
| Non-Cash Availment Authority (NCAA)                     |                     |              |          |    |  |                               |            |          |    |            |                                 |           |          |    |                          |            |                   |    |      |    |              |              |      |          |              |       |        |
| Others (CDT, BTr Docs Stamp, etc.)                      |                     |              |          |    |  |                               |            |          |    |            |                                 |           |          |    |                          |            |                   |    |      |    |              |              |      |          |              |       |        |

**Summary**

| PARTICULARS  | PREVIOUS REPORT | CURRENT MONTH | AS OF DATE    |
|--|-----------------|---------------|---------------|
| (1)  | (2)             | (3)           | (4)           |
| Total Disbursement Authorities Received            |                 |               |               |
| NCA  | 31,980,000.00   | 11,257,000.00 | 45,237,000.00 |
| Working Fund                                       |                 |               |               |
| TRA  | 2,192,750.20    | 376,533.56    | 2,772,303.76  |
| CDC  |                 |               |               |
| NCAA   |                 |               |               |
| Others (CDT, BTr Docs Stamp, etc.)                 |                 |               |               |
| Less: Notice of Transfer Allocations (NTA)* issued |                 |               |               |
| Total Disbursements Authorities Available          | 36,172,750.20   | 11,836,533.56 | 48,009,303.76 |
| Less:  |                 |               |               |
| Lapsed NCA   |                 |               |               |
| Disbursements                                      |                 | 10,552,365.93 | 10,552,365.93 |
| Balance of Disbursements Authorities as of to date | 36,172,750.20   | 1,284,189.63  | 37,456,939.83 |
| Total Disbursements Program                        | 36,145,000.00   | 11,683,000.00 | 47,828,000.00 |
| Less: * Actual Disbursements                       | 33,613,460.73   | 10,352,365.93 | 44,165,826.66 |
| (Over)/Under spending                              | 2,531,539.27    | 1,130,634.07  | 3,662,173.34  |

Certified Correct:

*[Signature]*  
FLORENCIA P. PANGILINAN

Agency Chief Accountant

Date: 06/Jun/2017

Approved By:

*[Signature]*  
EDGAR I. GARCIA

Head of Agency or Authorized Representative

Date: 06/Jun/2017

OFFICE OF THE COA AUDITOR

Received by

*[Signature]*  
6-8-17



**MONTHLY REPORT OF DISBURSEMENTS**  
For the month of June, 2017

| Department: Department of Science and Technology (DOST) |                     |               |          |    | Agency: Technology Application and Promotion Institute |                               |   |   |    |               |                                 |    |    |    | Operating Unit: N/A      |               |                   |      |    |       |               |      |          |    |       |                  |               |    |    |               |
|---|---------------------|---------------|----------|----|--|-------------------------------|---|---|----|---------------|---------------------------------|----|----|----|--------------------------|---------------|-------------------|------|----|-------|---------------|------|----------|----|-------|------------------|---------------|----|----|---------------|
| Organization Code (UACS): 19020000000                   |                     |               |          |    | Fund Cluster: 01 - Regular Agency Fund                 |                               |   |   |    |               |                                 |    |    |    | Report Status: SUBMITTED |               |                   |      |    |       |               |      |          |    |       |                  |               |    |    |               |
| PARTICULARS   | CURRENT YEAR BUDGET |               |          |    |  | PRIOR YEAR'S ACCOUNTS PAYABLE |   |   |    |               |                                 |    |    |    |                          | SUB-TOTAL     | TRUST LIABILITIES |      |    |       | GRAND TOTAL   |      |          |    |       | REMARK           |               |    |    |               |
|   | PS                  | MOOE          | Fin. Exp | CO | TOTAL  | PRIOR YEAR'S ACCOUNTS PAYABLE |   |   |    |               | CURRENT YEAR'S ACCOUNTS PAYABLE |    |    |    |                          |               | PS                | MOOE | CO | TOTAL | PS            | MOOE | Fin. Exp | CO | TOTAL |                  |               |    |    |               |
|   |                     |               |          |    |  | 7                             | 8 | 9 | 10 | 11            | 12                              | 13 | 14 | 15 | 16                       |               |                   |      |    |       |               |      |          |    |       |                  | 17            | 18 | 19 | 20            |
| 1   | 2                   | 3             | 4        | 5  | 6=(1+2+3+4+5)  | 7                             | 8 | 9 | 10 | 11=(7+8+9+10) | 12                              | 13 | 14 | 15 | 16=(12+13+14+15)         | 17=(11+16)    | 18=(17)           | 19   | 20 | 21    | 22=(19+20+21) | 23   | 24       | 25 | 26    | 27=(23+24+25+26) | 28            |    |    |               |
| Notice of Cash Allocation (NCA)                         | 1,850,007.62        | 11,271,451.05 |          |    | 13,121,458.67  |                               |   |   |    |               |                                 |    |    |    |                          | 13,121,458.67 |                   |      |    |       |               |      |          |    |       | 1,850,007.62     | 11,271,451.05 |    |    | 13,121,458.67 |
| MDS Checks Issued                                       | 346,012.77          | 9,699,865.74  |          |    | 10,045,878.51  |                               |   |   |    |               |                                 |    |    |    |                          | 10,045,878.51 |                   |      |    |       |               |      |          |    |       | 346,012.77       | 9,699,865.74  |    |    | 10,045,878.51 |
| Advice to Debit Account                                 | 1,503,994.85        | 1,571,583.31  |          |    | 3,075,580.16   |                               |   |   |    |               |                                 |    |    |    |                          | 3,075,580.16  |                   |      |    |       |               |      |          |    |       | 1,503,994.85     | 1,571,583.31  |    |    | 3,075,580.16  |
| Notice of Transfer of Allocation (NTA)                  |                     |               |          |    |  |                               |   |   |    |               |                                 |    |    |    |                          |               |                   |      |    |       |               |      |          |    |       |                  |               |    |    |               |
| MDS Checks Issued                                       |                     |               |          |    |  |                               |   |   |    |               |                                 |    |    |    |                          |               |                   |      |    |       |               |      |          |    |       |                  |               |    |    |               |
| Advice to Debit Account                                 |                     |               |          |    |  |                               |   |   |    |               |                                 |    |    |    |                          |               |                   |      |    |       |               |      |          |    |       |                  |               |    |    |               |
| Working Fund (NCA issued to BTr)                        |                     |               |          |    |  |                               |   |   |    |               |                                 |    |    |    |                          |               |                   |      |    |       |               |      |          |    |       |                  |               |    |    |               |
| Tax Remittance Advice Issued (TRA)                      | 507,426.00          | 548,660.18    |          |    | 1,056,086.18   |                               |   |   |    |               |                                 |    |    |    |                          | 1,056,086.18  |                   |      |    |       |               |      |          |    |       | 507,426.00       | 548,660.18    |    |    | 1,056,086.18  |
| Cash Disbursement Ceiling (CDC)                         |                     |               |          |    |  |                               |   |   |    |               |                                 |    |    |    |                          |               |                   |      |    |       |               |      |          |    |       |                  |               |    |    |               |
| Non-Cash Availment Authority (NCAA)                     |                     |               |          |    |  |                               |   |   |    |               |                                 |    |    |    |                          |               |                   |      |    |       |               |      |          |    |       |                  |               |    |    |               |
| Others (CDT, BTr Docs Stamp, etc.)                      |                     |               |          |    |  |                               |   |   |    |               |                                 |    |    |    |                          |               |                   |      |    |       |               |      |          |    |       |                  |               |    |    |               |

**Summary**

| PARTICULARS  | PREVIOUS REPORT | CURRENT MONTH  | AS OF DATE    |
|--|-----------------|----------------|---------------|
| (1)  | (2)             | (3)            | (4)           |
| Total Disbursement Authorities Received            |                 |                |               |
| NCA  | 45,207,000.00   | 11,501,000.00  | 56,708,000.00 |
| Working Fund                                       |                 |                |               |
| TRA  | 2,775,430.76    | 1,056,086.18   | 3,831,516.94  |
| CDC  |                 |                |               |
| NCAA   |                 |                |               |
| Others (CDT, BTr Docs Stamp, etc.)                 |                 |                |               |
| Less: Notice of Transfer Allocations (NTA)* issued |                 |                |               |
| Total Disbursements Authorities Available          | 47,982,430.76   | 12,557,086.18  | 60,539,516.94 |
| Less:  |                 |                |               |
| - Liquid NCA                                       |                 |                |               |
| - Disbursements                                    | 46,361,701.86   | 14,177,544.85  | 60,539,246.71 |
| Balance of Disbursements Authorities as of to date | 1,620,728.90    | (1,620,458.67) | 270.23        |
| Total Disbursements Program                        | 47,828,000.00   | 12,423,000.00  | 60,251,000.00 |
| Less: * Actual Disbursements                       | 44,165,826.66   | 14,177,544.85  | 58,343,371.51 |
| (Over)/Under spending -                            | 3,662,173.34    | (1,754,544.85) | 1,907,628.49  |

Certified Correct:

  
FLORENCIA PANGILINAN

Agency Chief Accountant

Date: 04/Jul/2017

Approved By:

  
EDGAR I. GARCIA

Head of Agency or Authorized Representative

Date: 04/Jul/2017

**MONTHLY REPORT OF DISBURSEMENTS**  
For the month of July, 2017

| Department: Department of Science and Technology (DOST) |                     |              |          |              |               | Agency: Technology Application and Promotion Institute |      |          |    |           |           | Operating Unit: N/A      |      |          |           |              |    |      |          |    |              |              |              |               |
|---|---------------------|--------------|----------|--------------|---------------|--|------|----------|----|-----------|-----------|--------------------------|------|----------|-----------|--------------|----|------|----------|----|--------------|--------------|--------------|---------------|
| Organization Code (UACS): 190200000000                  |                     |              |          |              |               | Fund Cluster: 01 - Regular Agency Fund                 |      |          |    |           |           | Report Status: SUBMITTED |      |          |           |              |    |      |          |    |              |              |              |               |
| PARTICULARS   | CURRENT YEAR BUDGET |              |          |              |               | PRIOR YEAR'S ACCOUNTS PAYABLE                          |      |          |    |           | SUB-TOTAL | TRUST LIABILITIES        |      |          |           | GRAND TOTAL  |    |      |          |    | REMARKS      |              |              |               |
|   | PS                  | MOOE         | Fla. Exp | CO           | TOTAL         | PS   | MOOE | Fla. Exp | CO | Sub-Total |           | PS                       | MOOE | Fla. Exp | CO        | TOTAL        | PS | MOOE | Fla. Exp | CO |              | TOTAL        |              |               |
|   | 1                   | 2            | 3        | 4            | 5             | 6  | 7    | 8        | 9  | 10        |           | 11                       | 12   | 13       | 14        | 15           | 16 | 17   | 18       | 19 |              | 20           | 21           | 22            |
| Notice of Cash Allocation (NCA)                         | 3,400,588.26        | 3,243,651.82 |          | 1,500,000.00 | 10,144,240.08 | 66,825.00  |      |          |    | 66,825.00 | 73,064.26 |                          |      |          | 73,064.26 | 139,889.26   |    |      |          |    | 3,400,588.26 | 3,383,541.00 | 1,500,000.00 | 10,284,129.34 |
| MDS Checks Issued                                       | 1,580,113.20        | 2,016,355.37 |          | 1,500,000.00 | 3,096,668.57  |  |      |          |    |           |           |                          |      |          |           | 3,096,668.57 |    |      |          |    | 1,580,113.20 | 2,016,355.37 | 1,500,000.00 | 3,096,668.57  |
| Advice to Debit Account                                 | 1,820,475.06        | 3,237,696.45 |          |              | 3,047,371.51  | 66,825.00  |      |          |    | 66,825.00 | 73,064.26 |                          |      |          | 73,064.26 | 139,889.26   |    |      |          |    | 1,820,475.06 | 3,366,985.71 |              | 3,187,460.77  |
| Notice of Transfer of Allocation (NTA)                  |                     |              |          |              |               |  |      |          |    |           |           |                          |      |          |           |              |    |      |          |    |              |              |              |               |
| MDS Checks Issued                                       |                     |              |          |              |               |  |      |          |    |           |           |                          |      |          |           |              |    |      |          |    |              |              |              |               |
| Advice to Debit Account                                 |                     |              |          |              |               |  |      |          |    |           |           |                          |      |          |           |              |    |      |          |    |              |              |              |               |
| Working Fund (NCA Issued to BTr)                        |                     |              |          |              |               |  |      |          |    |           |           |                          |      |          |           |              |    |      |          |    |              |              |              |               |
| Tax Remittance Advice Issued (TRA)                      | 807,426.00          | 115,798.37   |          |              | 633,224.57    | 4,455.00   |      |          |    | 4,455.00  | 4,135.74  |                          |      |          | 4,135.74  | 8,590.74     |    |      |          |    | 807,426.00   | 124,389.31   |              | 631,815.31    |
| Cash Disbursement Ceiling (CDC)                         |                     |              |          |              |               |  |      |          |    |           |           |                          |      |          |           |              |    |      |          |    |              |              |              |               |
| Non-Cash Availment Authority (NCAA)                     |                     |              |          |              |               |  |      |          |    |           |           |                          |      |          |           |              |    |      |          |    |              |              |              |               |
| Others (CDT, BTr Docs Stamp, etc.)                      |                     |              |          |              |               |  |      |          |    |           |           |                          |      |          |           |              |    |      |          |    |              |              |              |               |

**Summary**

| PARTICULARS  | PREVIOUS REPORT | CURRENT MONTH | AS OF DATE    |
|--|-----------------|---------------|---------------|
| (1)  | (2)             | (3)           | (4)           |
| Total Disbursement Authorities Received            |                 |               |               |
| NCA  | 56,708,000.00   | 10,317,000.00 | 67,025,000.00 |
| Working Fund                                       |                 |               |               |
| TRA  | 3,821,516.94    | 631,815.31    | 4,453,332.25  |
| CDC  |                 |               |               |
| NCAA   |                 |               |               |
| Others (CDT, BTr Docs Stamp, etc.)                 |                 |               |               |
| Less: Notice of Transfer Allocations (NTA)* Issued |                 |               |               |
| Total Disbursements Authorities Available          | 60,529,516.94   | 10,948,815.31 | 71,478,332.25 |
| Less:  |                 |               |               |
| Lapsed NCA   | 270.23          |               | 270.23        |
| Disbursements                                      | 56,707,720.77   | 10,915,944.63 | 67,623,665.42 |
| Balance of Disbursements Authorities as of to date | 3,821,525.94    | 32,870.66     | 3,854,396.60  |
| Total Disbursements Program                        | 62,369,000.00   | 11,334,000.00 | 73,703,000.00 |
| Less: * Actual Disbursements                       | 56,707,729.77   | 10,915,944.63 | 67,623,674.42 |
| (Over)/Under spending                              | 3,661,270.23    | 418,055.33    | 6,079,325.58  |

Certified Correct:

FLORENCE P. PANGILINAN

Agency Chief Accountant

Date: 04/Aug/2017

Approved By:

EDGAR I. GARCIA

Head of Agency or Authorized Representative

Date: 04/Aug/2017



**MONTHLY REPORT OF DISBURSEMENTS**  
For the month of August, 2017

Edited by Foxit Reader  
Copyright(C) by Foxit Software Company.2005-2008  
For Evaluation Only. **FAR No 4**

| Department: Department of Science and Technology (DOST) |                     |              |          |    |              | Agency: Technology Application and Promotion Institute |      |          |    |            |                                 |      |          |           |           | Operating Unit: N/A      |                   |            |              |              |              |      |              |              |       |      |
|---|---------------------|--------------|----------|----|--------------|--|------|----------|----|------------|---------------------------------|------|----------|-----------|-----------|--------------------------|-------------------|------------|--------------|--------------|--------------|------|--------------|--------------|-------|------|
| Organization Code (UACS): 190200000000                  |                     |              |          |    |              | Fund Cluster: 01 - Regular Agency Fund                 |      |          |    |            |                                 |      |          |           |           | Report Status: SUBMITTED |                   |            |              |              |              |      |              |              |       |      |
| PARTICULARS   | CURRENT YEAR BUDGET |              |          |    |              | PRIOR YEAR'S BUDGET                                    |      |          |    |            |                                 |      |          |           |           | SUB-TOTAL                | TRUST LIABILITIES |            |              |              | GRAND TOTAL  |      |              |              |       | REM. |
|   | PS                  | MOOE         | Fla. Exp | CO | TOTAL        | PRIOR YEAR'S ACCOUNTS PAYABLE                          |      |          |    |            | CURRENT YEAR'S ACCOUNTS PAYABLE |      |          |           |           |                          | PS                | MOOE       | CO           | TOTAL        | PS           | MOOE | Fla. Exp     | CO           | TOTAL |      |
|   |                     |              |          |    |              | PS   | MOOE | Fla. Exp | CO | Sub-Total  | PS                              | MOOE | Fla. Exp | CO        | Sub-Total |                          |                   |            |              |              |              |      |              |              |       |      |
| Notice of Cash Allocation (NCA)                         | 2,654,046.77        | 6,884,027.33 |          |    | 9,538,074.10 | 100,400.00   |      |          |    | 100,400.00 |                                 |      |          | 23,599.20 |           |                          | 23,599.20         | 123,999.20 | 9,462,073.30 | 2,654,046.77 | 6,884,027.33 |      |              | 9,462,073.30 |       |      |
| MDS Checks Issued                                       | 1,021,869.20        | 1,143,551.23 |          |    | 2,165,420.43 |  |      |          |    |            |                                 |      |          |           |           |                          |                   |            | 2,165,420.43 | 1,021,869.20 | 1,143,551.23 |      |              | 2,165,420.43 |       |      |
| Advice to Debit Account                                 | 1,632,177.57        | 5,540,476.10 |          |    | 7,172,653.67 | 100,400.00   |      |          |    | 100,400.00 |                                 |      |          | 23,599.20 |           |                          | 23,599.20         | 123,999.20 | 1,632,177.57 | 5,664,473.30 |              |      | 7,296,652.87 |              |       |      |
| Notice of Transfer of Allocation (NTA)                  |                     |              |          |    |              |  |      |          |    |            |                                 |      |          |           |           |                          |                   |            |              |              |              |      |              |              |       |      |
| MDS Checks Issued                                       |                     |              |          |    |              |  |      |          |    |            |                                 |      |          |           |           |                          |                   |            |              |              |              |      |              |              |       |      |
| Advice to Debit Account                                 |                     |              |          |    |              |  |      |          |    |            |                                 |      |          |           |           |                          |                   |            |              |              |              |      |              |              |       |      |
| Working Fund (NCA issued to BT)                         |                     |              |          |    |              |  |      |          |    |            |                                 |      |          |           |           |                          |                   |            |              |              |              |      |              |              |       |      |
| Tax Remittance Advices Issued (TRA)                     | 491,491.83          | 149,167.80   |          |    | 640,659.63   |  |      |          |    |            |                                 |      |          | 1,335.80  |           |                          | 1,335.80          | 1,335.80   | 491,491.83   | 150,503.60   |              |      | 641,995.43   |              |       |      |
| Cash Disbursement Ceiling (CDC)                         |                     |              |          |    |              |  |      |          |    |            |                                 |      |          |           |           |                          |                   |            |              |              |              |      |              |              |       |      |
| Non-Cash Availment Authority (NCAA)                     |                     |              |          |    |              |  |      |          |    |            |                                 |      |          |           |           |                          |                   |            |              |              |              |      |              |              |       |      |
| Others (CDT, BT, Docs Stamp, etc.)                      |                     |              |          |    |              |  |      |          |    |            |                                 |      |          |           |           |                          |                   |            |              |              |              |      |              |              |       |      |

**Summary**

| PARTICULARS  | PREVIOUS REPORT | CURRENT MONTH | AS OF DATE    |
|--|-----------------|---------------|---------------|
| (1)  | (2)             | (3)           | (4)           |
| Total Disbursement Authorities Received            |                 |               |               |
| NCA  | 67,025,000.00   | 16,136,000.00 | 83,161,000.00 |
| Working Fund                                       |                 |               |               |
| TRA  | 4,463,332.25    | 641,995.43    | 5,105,327.68  |
| CDC  |                 |               |               |
| NCAA   |                 |               |               |
| Others (CDT, BT, Docs Stamp, etc.)                 |                 |               |               |
| Less: Notice of Transfer Allocations (NTA)* issued |                 |               |               |
| Total Disbursements Authorities Available          | 71,488,332.25   | 16,777,995.43 | 88,266,327.68 |
| Less:  |                 |               |               |
| Lapsed NCA   | 270.23          |               | 270.23        |
| Disbursements                                      | 71,455,191.36   | 10,104,068.73 | 81,559,260.09 |
| Balance of Disbursements Authorities as of date    | 32,870.66       | 6,673,926.70  | 6,706,797.36  |
| Total Disbursements Program                        | 73,703,000.00   | 11,318,000.00 | 85,021,000.00 |
| Less: * Actual Disbursements                       | 71,455,191.36   | 10,104,068.73 | 81,559,260.09 |
| (Over)/Under spending-                             | 2,247,808.64    | 1,213,931.27  | 3,461,739.91  |

Certified Correct:

**FLORENCIA P. PANGILINAN**

Agency Chief Accountant

Date: 07/Sep/2017

Approved By:

**LILIA B. FERRER**  
Head of Agency or Authorized Representative

Date: 07/Sep/2017

**MONTHLY REPORT OF DISBURSEMENTS**  
For the month of September, 2017

| <b>Department: Department of Science and Technology (DOST)</b> |                     |              |          |           |              | <b>Agency: Technology Application and Promotion Institute</b> |   |   |   |    |                                 | <b>Operating Unit: N/A</b>      |    |    |    |                  |           |                   |         |    |       |             |               |              |    |           |              |               |                  |
|--|---------------------|--------------|----------|-----------|--------------|---|---|---|---|----|---------------------------------|---------------------------------|----|----|----|------------------|-----------|-------------------|---------|----|-------|-------------|---------------|--------------|----|-----------|--------------|---------------|------------------|
| <b>Organization Code (UACS): 190200000000</b>                  |                     |              |          |           |              | <b>Fund Cluster: 01 - Regular Agency Fund</b>                 |   |   |   |    |                                 | <b>Report Status: SUBMITTED</b> |    |    |    |                  |           |                   |         |    |       |             |               |              |    |           |              |               |                  |
| PARTICULARS  | CURRENT YEAR BUDGET |              |          |           |              | PRIOR YEAR'S BUDGET   |   |   |   |    |                                 |                                 |    |    |    |                  | SUB-TOTAL | TRUST LIABILITIES |         |    |       | GRAND TOTAL |               |              |    |           | REMARKS      |               |                  |
|  | PS                  | MOOE         | Fls. Exp | CO        | TOTAL        | PRIOR YEAR'S ACCOUNTS PAYABLE                                 |   |   |   |    | CURRENT YEAR'S ACCOUNTS PAYABLE |                                 |    |    |    |                  |           | PS                | MOOE    | CO | TOTAL | PS          | MOOE          | Fls. Exp     | CO | TOTAL     |              |               |                  |
|  | 1                   | 2            | 3        | 4         | 5            | 6-2+3+4+5   | 7 | 8 | 9 | 10 | 11-(7+8+9+10)                   | 12                              | 13 | 14 | 15 | 16-(12+13+14+15) |           | 17-(1)+16         | 18-(17) | 19 | 20    | 21          | 22-(19+20+21) | 23           | 24 | 25        |              | 26            | 27-(23+24+25+26) |
| Notice of Cash Allocation (NCA)                                | 2,636,297.03        | 5,687,790.23 |          |           | 6,164,710.03 | 14,482,797.36   |   |   |   |    |                                 |                                 |    |    |    |                  |           | 14,482,797.36     |         |    |       |             | 2,636,297.03  | 5,687,790.23 |    |           | 6,164,710.03 | 14,482,797.36 |                  |
| MDS Checks Issued  | 1,007,708.44        | 4,350,446.20 |          |           | 6,164,710.03 | 11,522,864.69   |   |   |   |    |                                 |                                 |    |    |    |                  |           | 11,522,864.69     |         |    |       |             | 1,007,708.44  | 4,350,446.20 |    |           | 6,164,710.03 | 11,522,864.69 |                  |
| Advise to Debit Account  | 1,628,588.59        | 1,337,344.08 |          |           | 2,965,932.67 |   |   |   |   |    |                                 |                                 |    |    |    |                  |           | 2,965,932.67      |         |    |       |             | 1,628,588.59  | 1,337,344.08 |    |           | 2,965,932.67 |               |                  |
| Notice of Transfer of Allocation (NTA)                         |                     |              |          |           |              |   |   |   |   |    |                                 |                                 |    |    |    |                  |           |                   |         |    |       |             |               |              |    |           |              |               |                  |
| MDS Checks Issued  |                     |              |          |           |              |   |   |   |   |    |                                 |                                 |    |    |    |                  |           |                   |         |    |       |             |               |              |    |           |              |               |                  |
| Advise to Debit Account  |                     |              |          |           |              |   |   |   |   |    |                                 |                                 |    |    |    |                  |           |                   |         |    |       |             |               |              |    |           |              |               |                  |
| Working Fund (NCA issued to BTr)                               |                     |              |          |           |              |   |   |   |   |    |                                 |                                 |    |    |    |                  |           |                   |         |    |       |             |               |              |    |           |              |               |                  |
| Tax Remittance Advices Issued (TRA)                            | 503,971.00          | 103,310.35   |          | 33,303.37 | 660,584.92   |   |   |   |   |    |                                 |                                 |    |    |    |                  |           | 660,584.92        |         |    |       |             | 503,971.00    | 103,310.35   |    | 33,303.37 | 660,584.92   |               |                  |
| Cash Disbursement Ceiling (CDC)                                |                     |              |          |           |              |   |   |   |   |    |                                 |                                 |    |    |    |                  |           |                   |         |    |       |             |               |              |    |           |              |               |                  |
| Non-Cash Availment Authority (NCAA)                            |                     |              |          |           |              |   |   |   |   |    |                                 |                                 |    |    |    |                  |           |                   |         |    |       |             |               |              |    |           |              |               |                  |
| Others (CDT, BTr Docs Stamp, etc.)                             |                     |              |          |           |              |   |   |   |   |    |                                 |                                 |    |    |    |                  |           |                   |         |    |       |             |               |              |    |           |              |               |                  |

**Summary**

| PARTICULARS  | PREVIOUS REPORT | CURRENT MONTH  | AS OF DATE     |
|--|-----------------|----------------|----------------|
| (1)  | (2)             | (3)            | (4)            |
| Total Disbursement Authorities Received            |                 |                |                |
| NCA  | 83,161,000.00   | 7,782,000.00   | 90,943,000.00  |
| Working Fund                                       |                 |                |                |
| TRA  | 3,105,327.68    | 660,584.92     | 3,765,912.60   |
| CDC  |                 |                |                |
| NCAA   |                 |                |                |
| Others (CDT, BTr Docs Stamp, etc.)                 |                 |                |                |
| Less: Notice of Transfer Allocations (NTA)* issued |                 |                |                |
| Total Disbursement Authorities Available           | 88,266,327.68   | 8,442,584.92   | 96,708,912.60  |
| Less:  |                 |                |                |
| Lapsed NCA   | 270.23          |                | 270.23         |
| Disbursements                                      | 81,559,260.09   | 15,149,382.28  | 96,708,642.37  |
| Balance of Disbursements Authorities as of to date | 6,706,797.36    | (6,706,797.36) |                |
| Total Disbursements Program                        | 81,021,000.00   | 10,194,000.00  | 91,215,000.00  |
| Less: * Actual Disbursements                       | 81,559,260.09   | 15,149,382.28  | 96,708,642.37  |
| (Over)/Under spending-                             | 3,461,739.91    | (4,955,382.28) | (1,493,642.37) |

Certified Correct:

FLORENCE P. PANGILINAN

Agency Chief Accountant

Date: 02/Oct/2017

Approved By:

EDGAR I. GARCIA

Head of Agency or Authorized Representative

Date: 02/Oct/2017

This report was generated using the Unified Reporting System on 02/10/2017 1

OFFICE OF THE COA AUDITOR

Received by

Date

[Signature]  
10-10-17

**MONTHLY REPORT OF DISBURSEMENTS**  
For the month of October, 2017

| Department: Department of Science and Technology (DOST) |                     |              |          |    |              |               |      |          |    | Agency: Technology Application and Promotion Institute |                               |    |      |          |    |                  |              |           |      | Operating Unit: N/A      |           |                   |               |      |          |              |       |                  |  |  |         |
|---|---------------------|--------------|----------|----|--------------|---------------|------|----------|----|--|-------------------------------|----|------|----------|----|------------------|--------------|-----------|------|--------------------------|-----------|-------------------|---------------|------|----------|--------------|-------|------------------|--|--|---------|
| Organization Code (UACS): 190200000000                  |                     |              |          |    |              |               |      |          |    | Fund Cluster: 01 - Regular Agency Fund                 |                               |    |      |          |    |                  |              |           |      | Report Status: SUBMITTED |           |                   |               |      |          |              |       |                  |  |  |         |
| PARTICULARS   | CURRENT YEAR BUDGET |              |          |    |              |               |      |          |    |  | PRIOR YEAR'S ACCOUNTS PAYABLE |    |      |          |    |                  |              |           |      |                          | SUB-TOTAL | TRUST LIABILITIES |               |      |          | GRAND TOTAL  |       |                  |  |  | REMARKS |
|   | PS                  | MOOE         | Fla. Exp | CO | TOTAL        | PS            | MOOE | Fla. Exp | CO | Sub-Total  | TOTAL                         | PS | MOOE | Fla. Exp | CO | Sub-Total        | TOTAL        | PS        | MOOE | CO                       |           | TOTAL             | PS            | MOOE | Fla. Exp | CO           | TOTAL |                  |  |  |         |
|   | 1                   | 2            | 3        | 4  | 5            | 6=(1+2+3+4+5) | 7    | 8        | 9  | 10   | 11=(7+8+9+10)                 | 12 | 13   | 14       | 15 | 16=(12+13+14+15) | 17=(11+12)   | 18=(8+17) | 19   | 20                       |           | 21                | 22=(19+20+21) | 23   | 24       | 25           | 26    | 27=(23+24+25+26) |  |  |         |
| Notice of Cash Allocation (NCA)                         | 3,477,288.78        | 3,867,370.29 |          |    | 7,344,659.07 |               |      |          |    |  |                               |    |      |          |    |                  | 7,344,659.07 |           |      |                          |           | 3,477,288.78      | 3,867,370.29  |      |          | 7,344,659.07 |       |                  |  |  |         |
| MDS Checks Issued                                       | 951,999.79          | 1,201,033.78 |          |    | 2,153,033.57 |               |      |          |    |  |                               |    |      |          |    |                  | 2,153,033.57 |           |      |                          |           | 951,999.79        | 1,201,033.78  |      |          | 2,153,033.57 |       |                  |  |  |         |
| Advise to Debit Account                                 | 2,525,288.99        | 2,666,336.51 |          |    | 5,191,625.50 |               |      |          |    |  |                               |    |      |          |    |                  | 5,191,625.50 |           |      |                          |           | 2,525,288.99      | 2,666,336.51  |      |          | 5,191,625.50 |       |                  |  |  |         |
| Notice of Transfer of Allocation (NTA)                  |                     |              |          |    |              |               |      |          |    |  |                               |    |      |          |    |                  |              |           |      |                          |           |                   |               |      |          |              |       |                  |  |  |         |
| MDS Checks Issued                                       |                     |              |          |    |              |               |      |          |    |  |                               |    |      |          |    |                  |              |           |      |                          |           |                   |               |      |          |              |       |                  |  |  |         |
| Advise to Debit Account                                 |                     |              |          |    |              |               |      |          |    |  |                               |    |      |          |    |                  |              |           |      |                          |           |                   |               |      |          |              |       |                  |  |  |         |
| Working Fund (NCA issued to BTr)                        |                     |              |          |    |              |               |      |          |    |  |                               |    |      |          |    |                  |              |           |      |                          |           |                   |               |      |          |              |       |                  |  |  |         |
| Tax Remittance Advices Issued (TRA)                     | 503,971.00          | 160,695.08   |          |    | 664,666.08   |               |      |          |    |  |                               |    |      |          |    |                  | 664,666.08   |           |      |                          |           | 503,971.00        | 160,695.08    |      |          | 664,666.08   |       |                  |  |  |         |
| Cash Disbursement Ceiling (CDC)                         |                     |              |          |    |              |               |      |          |    |  |                               |    |      |          |    |                  |              |           |      |                          |           |                   |               |      |          |              |       |                  |  |  |         |
| Non-Cash Availment Authority (NCAA)                     |                     |              |          |    |              |               |      |          |    |  |                               |    |      |          |    |                  |              |           |      |                          |           |                   |               |      |          |              |       |                  |  |  |         |
| Others (CDT, BTr Docs Stamp, etc.)                      |                     |              |          |    |              |               |      |          |    |  |                               |    |      |          |    |                  |              |           |      |                          |           |                   |               |      |          |              |       |                  |  |  |         |

**Summary**

| PARTICULARS  | PREVIOUS REPORT | CURRENT MONTH | AS OF DATE     |
|--|-----------------|---------------|----------------|
| (1)  | (2)             | (3)           | (4)            |
| Total Disbursement Authorities Received            |                 |               |                |
| NCA  | 90,943,000.00   | 11,564,134.00 | 102,507,134.00 |
| Working Fund                                       |                 |               |                |
| TRA  | 5,765,912.60    | 664,666.08    | 6,430,578.68   |
| CDC  |                 |               |                |
| NCAA   |                 |               |                |
| Others (CDT, BTr Docs Stamp, etc.)                 |                 |               |                |
| Less: Notice of Transfer Allocations (NTA)* issued |                 |               |                |
| Total Disbursements Authorities Available          | 96,708,912.60   | 12,228,800.08 | 108,937,712.68 |
| Less   |                 |               |                |
| Lapsed NCA   | 270.23          |               | 270.23         |
| Disbursements                                      | 96,708,642.37   | 8,009,325.15  | 104,717,967.52 |
| Balance of Disbursements Authorities as of to date | 4,219,474.93    | 4,219,474.93  | 4,219,474.93   |
| Total Disbursements Program                        | 95,215,000.00   | 10,720,000.00 | 105,935,000.00 |
| Less: * Actual Disbursements                       | 96,708,642.37   | 8,009,325.15  | 104,717,967.52 |
| (Over)/Under spending-                             | (1,493,642.37)  | 2,710,674.85  | 1,217,032.48   |

RECEIVED BY: \_\_\_\_\_ COA AUDITOR  
 Received by: Juan P. Reyes  
 Date: 11-17-17

Certified Correct:

PANGILINAN, FLORENCIA P.

Agency Chief Accountant

Date: 06/Nov/2017

Approved By:

Juan P. Reyes  
GONZALES, JOVITO REY E.

Head of Agency or Authorized Representative

Date: 06/Nov/2017


**MONTHLY REPORT OF DISBURSEMENTS**  
For the month of November, 2017

| Department: Department of Science and Technology (DOST) |                     |              |          |    | Agency: Technology Application and Promotion Institute |                               |            |          |    | Operating Unit: N/A      |                                 |      |          |    |                  |              |                   |      |    |       |               |              |              |              |       |                  |              |  |
|---|---------------------|--------------|----------|----|--|-------------------------------|------------|----------|----|--------------------------|---------------------------------|------|----------|----|------------------|--------------|-------------------|------|----|-------|---------------|--------------|--------------|--------------|-------|------------------|--------------|--|
| Organization Code (UACS): 190200000000                  |                     |              |          |    | Fund Cluster: 01 - Regular Agency Fund                 |                               |            |          |    | Report Status: SUBMITTED |                                 |      |          |    |                  |              |                   |      |    |       |               |              |              |              |       |                  |              |  |
| PARTICULARS   | CURRENT YEAR BUDGET |              |          |    |  | PRIOR YEAR'S BUDGET           |            |          |    |                          |                                 |      |          |    |                  | SUB-TOTAL    | TRUST LIABILITIES |      |    |       | GRAND TOTAL   |              |              |              |       | REMARKS          |              |  |
|   | PS                  | MOOE         | Fin. Exp | CO | TOTAL  | PRIOR YEAR'S ACCOUNTS PAYABLE |            |          |    |                          | CURRENT YEAR'S ACCOUNTS PAYABLE |      |          |    |                  |              | PS                | MOOE | CO | TOTAL | PS            | MOOE         | CO           | TOTAL        |       |                  |              |  |
|   |                     |              |          |    |  | PS                            | MOOE       | Fin. Exp | CO | Sub-Total                | PS                              | MOOE | Fin. Exp | CO | Sub-Total        |              |                   |      |    |       |               |              |              |              | TOTAL |                  |              |  |
| 1   | 2                   | 3            | 4        | 5  | 6=(2+3+4+5)  | 7                             | 8          | 9        | 10 | 11=(7+8+9+10)            | 12                              | 13   | 14       | 15 | 16=(12+13+14+15) | 17=(11+16)   | 18=(6+17)         | 19   | 20 | 21    | 22=(19+20+21) | 23           | 24           | 25           | 26    | 27=(23+24+25+26) | 28           |  |
| Notice of Cash Allocation (NCA)                         | 4,751,448.12        | 5,038,145.79 |          |    | 9,789,593.91   |                               | 112,500.00 |          |    | 112,500.00               |                                 |      |          |    |                  | 112,500.00   |                   |      |    |       |               |              | 4,751,448.12 | 5,150,645.79 |       |                  | 9,902,093.91 |  |
| MDS Checks Issued                                       | 956,334.96          | 2,966,880.38 |          |    | 3,923,215.34   |                               |            |          |    |                          |                                 |      |          |    |                  | 3,923,215.34 |                   |      |    |       |               |              | 956,334.96   | 2,966,880.38 |       |                  | 3,923,215.34 |  |
| Advice to Debit Account                                 | 3,795,113.16        | 2,071,265.41 |          |    | 5,866,378.57   |                               | 112,500.00 |          |    | 112,500.00               |                                 |      |          |    |                  | 5,978,878.57 |                   |      |    |       |               | 3,795,113.16 | 2,183,765.41 |              |       | 5,978,878.57     |              |  |
| Notice of Transfer of Allocation (NTA)                  |                     |              |          |    |  |                               |            |          |    |                          |                                 |      |          |    |                  |              |                   |      |    |       |               |              |              |              |       |                  |              |  |
| MDS Checks Issued                                       |                     |              |          |    |  |                               |            |          |    |                          |                                 |      |          |    |                  |              |                   |      |    |       |               |              |              |              |       |                  |              |  |
| Advice to Debit Account                                 |                     |              |          |    |  |                               |            |          |    |                          |                                 |      |          |    |                  |              |                   |      |    |       |               |              |              |              |       |                  |              |  |
| Working Fund (NCA issued to BTr)                        |                     |              |          |    |  |                               |            |          |    |                          |                                 |      |          |    |                  |              |                   |      |    |       |               |              |              |              |       |                  |              |  |
| Tax Remittance Advices Issued (TRA)                     | 516,298.00          | 226,844.94   |          |    | 743,142.94   |                               | 7,500.00   |          |    | 7,500.00                 |                                 |      |          |    |                  | 7,500.00     |                   |      |    |       |               | 516,298.00   | 234,344.94   |              |       | 750,642.94       |              |  |
| Cash Disbursement Centering (CDC)                       |                     |              |          |    |  |                               |            |          |    |                          |                                 |      |          |    |                  |              |                   |      |    |       |               |              |              |              |       |                  |              |  |
| Non-Cash Availment Authority (NCAA)                     |                     |              |          |    |  |                               |            |          |    |                          |                                 |      |          |    |                  |              |                   |      |    |       |               |              |              |              |       |                  |              |  |
| Others (CDT, BTr Docs Stamp, etc.)                      |                     |              |          |    |  |                               |            |          |    |                          |                                 |      |          |    |                  |              |                   |      |    |       |               |              |              |              |       |                  |              |  |

**Summary**


| PARTICULARS                                       | PREVIOUS REPORT | CURRENT MONTH | AS OF DATE     |
|---|-----------------|---------------|----------------|
| (1)   | (2)             | (3)           | (4)            |
| Total Disbursement Authorities Received           |                 |               |                |
| NCA   | 102,507,134.00  | 11,786,222.00 | 114,293,356.00 |
| Working Fund                                      |                 |               |                |
| TRA   | 6,430,378.68    | 750,642.94    | 7,181,221.62   |
| CDC   |                 |               |                |
| NCAA  |                 |               |                |
| Others (CDT, BTr Docs Stamp, etc.)                |                 |               |                |
| Less: Notice of Transfer Allocations (NTA) issued |                 |               |                |
| Total Disbursements Authorities Available         | 108,937,712.68  | 12,536,864.94 | 121,474,577.62 |
| Less:   |                 |               |                |
| Lapsed NCA  | 270.23          |               | 270.23         |
| Disbursements                                     | 104,717,967.52  | 10,652,736.85 | 115,370,704.37 |
| Balance of Disbursements Authorities as of date   | 4,219,474.93    | 1,884,128.09  | 6,103,603.02   |
| Total Disbursements Program                       | 105,935,000.00  | 13,028,000.00 | 118,963,000.00 |
| Less * Actual Disbursements                       | 104,717,967.52  | 10,652,736.85 | 115,370,704.37 |
| (Over)/Under spending                             | 1,217,032.48    | 2,375,263.15  | 3,592,295.63   |

Certified Correct:

  
PANGILINAN, FLORENCIA P.  
Agency Chief Accountant

Date: 05/Dec/2017

Approved By:

  
GARCIA, EDGAR I.  
Head of Agency or Authorized Representative

Date: 05/Dec/2017

**MONTHLY REPORT OF DISBURSEMENTS**  
For the month of December, 2017

| Department: Department of Science and Technology (DOST) |                     |              |          |              |              | Agency: Technology Application and Promotion Institute |   |   |    |               |                                 | Operating Unit: N/A     |    |    |                  |              |                   |      |    |       |               |              |              |    |              |                  |    |    |
|---|---------------------|--------------|----------|--------------|--------------|--|---|---|----|---------------|---------------------------------|-------------------------|----|----|------------------|--------------|-------------------|------|----|-------|---------------|--------------|--------------|----|--------------|------------------|----|----|
| Organization Code (UACS): 190200000000                  |                     |              |          |              |              | Fund Cluster: 01 - Regular Agency Fund                 |   |   |    |               |                                 | Report Status: APPROVED |    |    |                  |              |                   |      |    |       |               |              |              |    |              |                  |    |    |
| PARTICULARS   | CURRENT YEAR BUDGET |              |          |              |              | PRIOR YEAR'S BUDGET                                    |   |   |    |               |                                 |                         |    |    |                  | SUB-TOTAL    | TRUST LIABILITIES |      |    |       | GRAND TOTAL   |              |              |    | REMAI        |                  |    |    |
|   | PS                  | MOOE         | Fin. Exp | CO           | TOTAL        | PRIOR YEAR'S ACCOUNTS PAYABLE                          |   |   |    |               | CURRENT YEAR'S ACCOUNTS PAYABLE |                         |    |    |                  |              | PS                | MOOE | CO | TOTAL | PS            | MOOE         | Fin. Exp     | CO |              | TOTAL            |    |    |
|   |                     |              |          |              |              | 7  | 8 | 9 | 10 | 11            | 12                              | 13                      | 14 | 15 | 16               |              |                   |      |    |       |               |              |              |    |              |                  | 17 | 18 |
| 1   | 2                   | 3            | 4        | 5            | 6=(2+3+4+5)  | 7  | 8 | 9 | 10 | 11=(7+8+9+10) | 12                              | 13                      | 14 | 15 | 16=(12+13+14+15) | 17=(11+16)   | 18=(8+17)         | 19   | 20 | 21    | 22=(19+20+21) | 23           | 24           | 25 | 26           | 27=(23+24+25+26) | 28 |    |
| Notice of Cash Allocation (NCA)                         | 4,147,288.39        | 3,741,102.81 |          | 1,587,443.78 | 9,475,834.98 | 58,977.00  |   |   |    | 58,977.00     |                                 | 151,108.89              |    |    | 151,108.89       | 210,085.89   | 9,685,920.87      |      |    |       |               | 4,147,288.39 | 3,951,188.70 |    | 1,587,443.78 | 9,685,920.87     |    |    |
| MDS Checks Issued                                       | 983,429.21          | 728,558.94   |          | 1,587,443.78 | 3,299,431.93 |  |   |   |    |               |                                 | 100,184.76              |    |    | 100,184.76       | 3,399,616.69 | 983,429.21        |      |    |       |               | 983,429.21   | 828,743.70   |    | 1,587,443.78 | 3,399,616.69     |    |    |
| Advice to Debit Account                                 | 3,163,859.18        | 3,012,543.87 |          |              | 6,176,403.05 | 58,977.00  |   |   |    | 58,977.00     |                                 | 50,924.13               |    |    | 50,924.13        | 109,901.13   | 6,286,304.18      |      |    |       |               | 3,163,859.18 | 3,122,445.00 |    |              | 6,286,304.18     |    |    |
| Notice of Transfer of Allocation (NTA)                  |                     |              |          |              |              |  |   |   |    |               |                                 |                         |    |    |                  |              |                   |      |    |       |               |              |              |    |              |                  |    |    |
| MDS Checks Issued                                       |                     |              |          |              |              |  |   |   |    |               |                                 |                         |    |    |                  |              |                   |      |    |       |               |              |              |    |              |                  |    |    |
| Advice to Debit Account                                 |                     |              |          |              |              |  |   |   |    |               |                                 |                         |    |    |                  |              |                   |      |    |       |               |              |              |    |              |                  |    |    |
| Working Fund (NCA issued to BTr)                        |                     |              |          |              |              |  |   |   |    |               |                                 |                         |    |    |                  |              |                   |      |    |       |               |              |              |    |              |                  |    |    |
| Tax Remittance Advices Issued (TRA)                     | 852,931.40          | 106,104.55   |          | 77,678.57    | 1,036,714.52 |  |   |   |    |               |                                 | 9,254.86                |    |    | 9,254.86         | 9,254.86     | 1,045,969.38      |      |    |       |               | 852,931.40   | 115,359.41   |    | 77,678.57    | 1,045,969.38     |    |    |
| Cash Disbursement Ceiling (CDC)                         |                     |              |          |              |              |  |   |   |    |               |                                 |                         |    |    |                  |              |                   |      |    |       |               |              |              |    |              |                  |    |    |
| Non-Cash Availment Authority (NCAA)                     |                     |              |          |              |              |  |   |   |    |               |                                 |                         |    |    |                  |              |                   |      |    |       |               |              |              |    |              |                  |    |    |
| Others (CDT, BTr Does Stamp, etc.)                      |                     |              |          |              |              |  |   |   |    |               |                                 |                         |    |    |                  |              |                   |      |    |       |               |              |              |    |              |                  |    |    |

**Summary**

| PARTICULARS  | PREVIOUS REPORT | CURRENT MONTH | AS OF DATE     |
|--|-----------------|---------------|----------------|
| (1)  | (2)             | (3)           | (4)            |
| Total Disbursement Authorities Received            |                 |               |                |
| NCA  | 114,293,356.00  | 9,681,478.00  | 123,974,834.00 |
| Working Fund                                       |                 |               |                |
| TRA  | 7,181,221.62    | 1,045,969.38  | 8,227,191.00   |
| CDC  |                 |               |                |
| NCAA   |                 |               |                |
| Others (CDT, BTr Does Stamp, etc.)                 |                 |               |                |
| Less: Notice of Transfer Allocations (NTA)* issued |                 |               |                |
| Total Disbursements Authorities Available          | 121,474,577.62  | 10,727,447.38 | 132,202,025.00 |
| Less:  |                 |               |                |
| Lapsed NCA   | 270.23          |               | 270.23         |
| Disbursements                                      | 115,370,704.37  | 10,731,890.25 | 126,102,594.62 |
| Balance of Disbursements Authorities as of to date | 6,103,603.02    | (4,442.87)    | 6,099,160.15   |
| Total Disbursements Program                        | 118,963,000.00  | 12,477,000.00 | 131,440,000.00 |
| Less: * Actual Disbursements                       | 115,370,704.37  | 10,731,890.25 | 126,102,594.62 |
| (Over)/Under spending-                             | 3,992,295.63    | 1,745,109.75  | 5,337,405.38   |

Certified Correct:

PANGILINAN FLORENCIA P.

Agency Chief Accountant

Date: 05/Jan/2018

Approved By:

GARCIA, EDGAR I.

Head of Agency or Authorized Representative

Date: 05/Jan/2018

*Handwritten signature/initials*