

MONTHLY REPORT OF DISBURSEMENTS
For the month of January, 2019

Department: Department of Science and Technology (DOST)					Agency: Technology Application and Promotion Institute										Operating Unit: N/A														
Organization Code (UACS): 190200000000					Fund Cluster: 01 - Regular Agency Fund										Report Status: SUBMITTED														
PARTICULARS	CURRENT YEAR BUDGET					PRIOR YEAR'S ACCOUNTS PAYABLE										SUB-TOTAL	TRUST LIABILITIES				GRAND TOTAL					REMARKS			
	PS	MOOE	Fin. Exp	CO	TOTAL	PRIOR YEAR'S ACCOUNTS PAYABLE					CURRENT YEAR'S ACCOUNTS PAYABLE						PS	MOOE	CO	TOTAL	PS	MOOE	Fin. Exp	CO	TOTAL				
						7	8	9	10	11	12	13	14	15	16												17	18	19
1	2	3	4	5	4+5+6+7+8	9	10	11	12	13	14	15	16	17	18	19	20	21	22	23	24	25	26	27					
Notice of Cash Allocation (NCA)	3,876,726.87	804,861.95			4,681,588.82	13,568.15	235,999.55							249,567.70					4,931,206.32					3,890,345.02	1,040,861.50			4,931,206.52	
MDS Checks Issued	1,034,546.10	276,400.00			1,310,946.10	13,568.15								13,568.15					1,324,514.25					1,948,514.25	276,400.00			2,224,914.25	
Advice to Debit Account	2,841,839.77	578,461.95			3,420,301.72		235,999.55							235,999.55					3,656,301.27					2,841,839.77	814,861.50			3,656,701.27	
Notice of Transfer of Allocation (NTA)																													
MDS Checks Issued																													
Advice to Debit Account																													
Working Fund (NCA issued to BT)																													
Tax Remittance Advices Issued (TRA)																													
Cash Disbursement Ceiling (CDC)																													
Non-Cash Assetment Authority (NCAA)																													
Others (CDT, BT, Debt Stamp, etc.)																													

Summary

PARTICULARS	PREVIOUS REPORT	CURRENT MONTH	AS OF DATE
(1)	(2)	(3)	(4)
Total Disbursement Authorized Received			
NCA		6,567,549.00	6,567,549.00
Working Fund			
TRA		425,859.76	425,859.76
CDC			
NCAA			
Others (CDT, BT, Debt Stamp, etc.)			
Less: Notice of Transfer Allocations (NTA)* Issued			
Total Disbursements Authorized Available		6,993,408.76	6,993,408.76
Less			
Lapsed NCA			
Disbursements		5,357,066.28	5,357,066.28
Balance of Disbursements Authorized as of to date		1,636,342.48	1,636,342.48
Total Disbursements Program		5,620,000.00	5,620,000.00
Less: * Actual Disbursements		5,357,066.28	5,357,066.28
(Over)/Under spending-		262,933.72	262,933.72

Certified Correct:

[Signature]
FLORENTINA PANGILINAN
Agency Chief Accountant
Date: 05/ Feb/2019

Approved By:

[Signature]
EDGAR I. GARCIA
Head of Agency or Authorized Representative
Date: 05/ Feb/2019

This report was generated using the Unified Reporting System on 05/02/2019 12:26

OFFICE OF THE COA AUDITOR
Received by *[Signature]*
Date *2/6/19*


MONTHLY REPORT OF DISBURSEMENTS
For the month of February, 2019

Department: Department of Science and Technology (DOST)						Agency: Technology Application and Promotion Institute						Operating Unit: N/A															
Organization Code (UACS): 190200000000						Fund Cluster: 01 - Regular Agency Fund						Report Status: SUBMITTED															
PARTICULARS	CURRENT YEAR BUDGET					PRIOR YEAR'S ACCOUNTS PAYABLE					CURRENT YEAR'S ACCOUNTS PAYABLE					SUB-TOTAL	TRUST LIABILITIES				GRAND TOTAL					REMARKS	
	PS	MOOE	Fls. Exp	CO	TOTAL	PS	MOOE	Fls. Exp	CO	Sub-Total	PS	MOOE	Fls. Exp	CO	Sub-Total		TOTAL	PS	MOOE	CO	TOTAL	PS	MOOE	Fls. Exp	CO		TOTAL
	1	2	3	4	5	6=2+3+4+5	7	8	9	10	11=(7+8+9+10)	12	13	14	15		16=(12+13+14+15)	17=(11+16)	18	19	20	21	22=(18+19+20+21)	23	24		25
Notice of Cash Allocation (NCA)	3,529,293.07	1,478,953.48			5,008,246.55	80,688.47				80,688.47					119,640.21	200,328.68	3,529,293.07	1,478,953.48			3,529,293.07	1,478,953.48			5,008,246.55		
MDS Checks Issued	1,055,217.89	50,821.24			1,106,039.13											1,106,039.13	1,055,217.89	50,821.24			1,055,217.89	50,821.24			1,106,039.13		
Advice to Debit Account	2,474,075.18	1,428,132.24			3,902,207.42	80,688.47				80,688.47					119,640.21	200,328.68	2,474,075.18	1,428,132.24			2,474,075.18	1,428,132.24			3,902,207.42		
Notice of Transfer of Allocation (NTA)																											
MDS Checks Issued																											
Advice to Debit Account																											
Working Fund (NCA issued to BIT)																											
Tax Remittance Advices Issued (TRA)	370,820.00	66,992.90			437,812.90											437,812.90	370,820.00	66,992.90			370,820.00	66,992.90			437,812.90		
Cash Disbursement Calling (CDC)																											
Non-Cash Availment Authority (NCAA)																											
Others (CDT, BIT Docs Stamp, etc.)																											


Summary

PARTICULARS	PREVIOUS REPORT	CURRENT MONTH	AS OF DATE
(1)	(2)	(3)	(4)
Total Disbursement Authorities Received			
NCA	6,567,519.00	8,012,000.00	14,579,519.00
Working Fund			
TRA	425,859.76	437,812.90	863,672.66
CDC			
NCAA			
Others (CDT, BIT Docs Stamp, etc.)			
Less: Notice of Transfer Allocations (NTA) * issued			
Total Disbursements Authorities Available	6,993,408.76	8,449,812.90	15,443,221.66
Less:			
Lapsed NCA			
Disbursements	5,357,066.28	5,646,388.13	11,003,454.41
Balance of Disbursements Authorities as of date	1,636,342.48	2,803,424.77	4,439,767.25
Total Disbursements Program	5,620,000.00	5,620,000.00	11,240,000.00
Less: * Actual Disbursements	3,357,066.28	5,646,388.13	11,003,454.41
(Over)/Under spending:	262,933.72	(26,388.13)	236,545.59

Certified Correct:


FLORENCIA P. PANGILINAN
Agency Chief Accountant
Date: 07/Mar/2019

Approved By:


EDGAR I. GARCIA
Head of Agency or Authorized Representative
Date: 07/Mar/2019


MONTHLY REPORT OF DISBURSEMENTS
For the month of March, 2019


Department: Department of Science and Technology (DOST)						Agency: Technology Application and Promotion Institute						Operating Unit: N/A														
Organization Code (UACS): 190200000000						Fund Cluster: 01 - Regular Agency Fund						Report Status: SUBMITTED														
PARTICULARS	CURRENT YEAR BUDGET					PRIOR YEAR'S BUDGET										TRUST LIABILITIES				GRAND TOTAL					REMARKS	
	PS	MOOE	Fin. Exp	CO	TOTAL	PRIOR YEAR'S ACCOUNTS PAYABLE					CURRENT YEAR'S ACCOUNTS PAYABLE					SUB-TOTAL	PS	MOOE	CO	TOTAL	PS	MOOE	Fin. Exp	CO		TOTAL
						7	8	9	10	11=7+8+9+10	12	13	14	15	16=12+13+14+15											

Summary

PARTICULARS	PREVIOUS REPORT	CURRENT MONTH	AS OF DATE
(1)	(2)	(3)	(4)
Total Disbursement Authorities Received			
NCA	14,579,549.00	5,513,000.00	20,092,549.00
Working Fund			
TRA	863,672.96	615,278.02	1,478,951.28
CDC			
NCAA			
Others (CDT, BTr Docs Stamp, etc.)			
Less: Notice of Transfer Allocations (NTA)* issued			
Total Disbursements Authorities Available	15,443,221.96	6,128,278.02	21,571,500.28
Less:			
Lapsed NCA			
Disbursements	11,003,454.41	10,568,045.97	21,571,500.28
Balance of Disbursements Authorities as of to date	4,439,767.25	(4,439,767.25)	
Total Disbursements Program	11,240,000.00	8,121,000.00	19,361,000.00
Less: * Actual Disbursements	11,003,454.41	10,568,045.97	21,571,500.28
(Over)/Under spending-	236,545.59	(2,447,045.97)	(2,210,500.28)

20190319

Certified Correct:

pangilinan, florencia
Agency Chief Accountant
Date: 08/Apr/2019

Approved By:

garcia, edgar
Head of Agency or Authorized Representative
Date: 10/Apr/2019 *EA*

MONTHLY REPORT OF DISBURSEMENTS
For the month of April, 2019

Department: Department of Science and Technology (DOST)					Agency: Technology Application and Promotion Institute										Operating Unit: N/A													
Organization Code (UACS): 190200000000					Fund Cluster: 01 - Regular Agency Fund										Report Status: SUBMITTED													
PARTICULARS	CURRENT YEAR BUDGET					PRIOR YEAR'S BUDGET										SUB-TOTAL	TRUST LIABILITIES				GRAND TOTAL					REMARKS		
	PS	MOOE	Fin. Exp	CO	TOTAL	PRIOR YEAR'S ACCOUNTS PAYABLE					CURRENT YEAR'S ACCOUNTS PAYABLE						PS	MOOE	CO	TOTAL	PS	MOOE	Fin. Exp	CO	TOTAL			
						PS	MOOE	Fin. Exp	CO	Sub-Total	PS	MOOE	Fin. Exp	CO	Sub-Total												TOTAL	
1	2	3	4	5	6=(2+3+4+5)	7	8	9	10	11=(7+8+9+10)	12	13	14	15	16=(12+13+14+15)	17=(11+16)	18=(8+17)	19	20	21	22=(19+20+21)	23	24	25	26	27=(23+24+25+26)	28	
Notice of Cash Allocation (NCA)	4,048,631.24	3,804,340.29			7,852,971.53												7,852,971.53					4,048,631.24	3,804,340.29			7,852,971.53		
MDS Checks Issued	1,114,892.17	410,000.03			1,524,892.20												1,524,892.20					1,114,892.17	410,000.03			1,524,892.20		
Advice to Debit Account	2,933,739.07	3,394,340.26			6,328,079.33												6,328,079.33					2,933,739.07	3,394,340.26			6,328,079.33		
Notice of Transfer of Allocation (NTA)																												
MDS Checks Issued																												
Advice to Debit Account																												
Working Fund (NCA issued to BTr)																	515,889.42					480,920.00	34,969.42			515,889.42		
Tax Remittance Advices Issued (TRA)	480,920.00	34,969.42			515,889.42																							
Cash Disbursement Ceiling (CDC)																												
Non-Cash Availment Authority (NCAA)																												
Others (CDT, BTr Docs Stamp, etc.)																												

Summary

PARTICULARS	PREVIOUS REPORT	CURRENT MONTH	AS OF DATE
(1)	(2)	(3)	(4)
Total Disbursement Authorities Received			
NCA	20,092,549.00	9,999,000.00	30,091,549.00
Working Fund			
TRA	1,478,951.28	515,889.42	1,994,840.70
CDC			
NCAA			
Others (CDT, BTr Docs Stamp, etc.)			
Less: Notice of Transfer Allocations (NTA)* Issued			
Total Disbursements Authorities Available	21,571,500.28	10,514,889.42	32,086,389.70
Less:			
Lapsed NCA			
Disbursements	21,571,500.28	8,368,860.95	29,940,361.23
Balance of Disbursements Authorities as of to date		2,146,028.47	2,146,028.47
Total Disbursements Program	19,361,000.00	10,895,000.00	30,256,000.00
Less: * Actual Disbursements	21,571,500.28	8,368,860.95	29,940,361.23
(Over)/Under spending-	(2,210,500.28)	2,526,139.05	315,638.77

Certified Correct:

FLORENCIA P. PANGILINAN

Agency Chief Accountant

Date: 06/May/2019

Approved By:

EDGAR I. GARCIA

Head of Agency or Authorized Representative

Date: 06/May/2019

MONTHLY REPORT OF DISBURSEMENTS
For the month of May, 2019

Department: Department of Science and Technology (DOST)						Agency: Technology Application and Promotion Institute						Operating Unit: N/A																
Organization Code (UACS): 190200000000						Fund Cluster: 01 - Regular Agency Fund						Report Status: SUBMITTED																
PARTICULARS	CURRENT YEAR BUDGET					PRIOR YEARS ACCOUNTS PAYABLE					CURRENT YEAR'S ACCOUNTS PAYABLE					SUB-TOTAL	TRUST LIABILITIES				GRAND TOTAL					REMARKS		
	PS	MOOE	Fin. Exp	CO	TOTAL	PS	MOOE	Fin. Exp	CO	Sub-Total	PS	MOOE	Fin. Exp	CO	Sub-Total		TOTAL	PS	MOOE	CO	TOTAL	PS	MOOE	Fin. Exp	CO		TOTAL	
	1	2	3	4	5	6	7	8	9	10	11(7+8+9+10)	12	13	14	15		16(12+13+14+15)	17(11+16)	18(19+20)	19	20	21	22(19+20+21)	23	24		25	26
Notice of Cash Allocation (NCA)	5,999,844.70	7,695,173.29			13,695,017.99												13,695,017.99					5,999,844.70	7,695,173.29			13,695,017.99		
MDS Checks Issued	1,250,429.15	4,616,017.75			5,866,446.90												5,866,446.90					1,250,429.15	4,616,017.75			5,866,446.90		
Advice to Debit Account	4,749,415.55	3,079,155.54			7,828,571.09												7,828,571.09					4,749,415.55	3,079,155.54			7,828,571.09		
Notice of Transfer of Allocation (NTA)																												
MDS Checks Issued																												
Advice to Debit Account																												
Working Fund (NCA issued to BTr)																	693,866.22					390,340.00	303,526.22			693,866.22		
Tax Remittance Advices Issued (TRA)	390,340.00	303,526.22			693,866.22																							
Cash Disbursement Ceiling (CDC)																												
Non-Cash Availment Authority (NCAA)																												
Others (CDT, BTr Docs Stamp, etc.)																												

Summary

PARTICULARS	PREVIOUS REPORT	CURRENT MONTH	AS OF DATE
(1)	(2)	(3)	(4)
Total Disbursement Authorities Received			
NCA	30,091,549.00	11,549,000.00	41,640,549.00
Working Fund			
TRA	1,994,840.70	693,866.22	2,588,706.92
CDC			
NCAA			
Others (CDT, BTr Docs Stamp, etc.)			
Less: Notice of Transfer Allocations (NTA) Issued			
Total Disbursements Authorities Available	32,086,389.70	12,242,866.22	44,329,255.92
Less:			
Lapsed NCA			
Disbursements	29,940,361.23	14,388,884.21	44,329,245.44
Balance of Disbursements Authorities as of date	2,146,028.47	(2,146,017.99)	10.48
Total Disbursements Program	30,256,000.00	13,975,000.00	44,231,000.00
Less: * Actual Disbursements	29,940,361.23	14,388,884.21	44,329,245.44
Over/Under spending-	315,638.77	(413,884.21)	(98,245.44)

Certified Correct:

FLORENCE P. PANGILINAN

Agency Chief Accountant

Date: 06/Jun/2019

Approved By:

EDGAR I. GARCIA

Head of Agency or Authorized Representative

Date: 06/Jun/2019


MONTHLY REPORT OF DISBURSEMENTS
For the month of June, 2019

Department: Department of Science and Technology (DOST)						Agency: Technology Application and Promotion Institute						Operating Unit: N/A															
Organization Code (UACS): 190200000000						Fund Cluster: 01 - Regular Agency Fund						Report Status: SUBMITTED															
PARTICULARS	CURRENT YEAR BUDGET					PRIOR YEAR'S ACCOUNTS PAYABLE					CURRENT YEAR'S ACCOUNTS PAYABLE					SUB-TOTAL	TRUST LIABILITIES				GRAND TOTAL					REMARKS	
	PS	MOOE	Fin. Exp	CO	TOTAL	PS	MOOE	Fin. Exp	CO	Sub-Total	PS	MOOE	Fin. Exp	CO	Sub-Total		TOTAL	PS	MOOE	CO	TOTAL	PS	MOOE	Fin. Exp	CO		TOTAL
	1	2	3	4	5	6=(1+2+3+4+5)	7	8	9	10	11=(7+8+9+10)	12	13	14	15		16=(12+13+14+15)	17=(11+16)	18	19	20	21	22=(18+19+20+21)	23	24		25
Notice of Cash Allocation (NCA)	4,386,999.62	7,192,981.16			11,580,980.78											11,580,980.78					4,386,999.62	7,192,981.16			11,580,980.78		
MDS Checks Issued	1,806,197.68	2,684,319.24			4,490,516.92											4,490,516.92					1,806,197.68	2,684,319.24			4,490,516.92		
Advice to Debt Account	2,580,802.54	4,515,661.92			7,096,464.46											7,096,464.46					2,580,802.54	4,515,661.92			7,096,464.46		
Notice of Transfer of Allocation (NTA)																											
MDS Checks Issued																											
Advice to Debt Account																											
Working Fund (NCA issued to BT)																517,381.16					390,340.00	127,041.16			517,381.16		
Tax Remittance Advices Issued (TRA)	390,340.00	127,041.16			517,381.16																						
Cash Disbursement Ceiling (CDC)																											
New-Cash Availment Authority (NCAA)																											
Others (CDT, BTr, Docs Stamp, etc.)																											


Summary

PARTICULARS	PREVIOUS REPORT	CURRENT MONTH	AS OF DATE
(1)	(2)	(3)	(4)
Total Disbursement Authorities Received			
NCA	41,640,549.00	11,587,000.00	53,227,549.00
Working Fund			
TRA	2,648,706.92	517,381.16	3,206,088.08
CDC			
NCAA			
Others (CDT, BTr, Docs Stamp, etc.)			
Less: Notice of Transfer Allocations (NTA)* Issued			
Total Disbursement Authorities Available	44,329,255.92	12,104,381.16	56,433,637.08
Less:			
Lapsed NCA			
Disbursements	44,329,245.44	12,104,361.94	56,433,607.38
Balance of Disbursement Authorities as of In date	10.48	19.22	29.70
Total Disbursement Program	44,221,000.00	13,397,000.00	57,628,000.00
Less: Actual Disbursements	44,329,245.44	12,104,361.94	56,433,607.38
(Over)/Under spending-	(98,245.44)	1,292,638.06	1,194,392.62

Certified Correct:


 FLORENCIA P. PANGILINAN
 Agency Chief Accountant
 Date: 01/Jul/2019

Approved By:


 EDGAR I. GARCIA
 Head of Agency or Authorized Representative
 Date: 01/Jul/2019

MONTHLY REPORT OF DISBURSEMENTS
For the month of August 2019

Department: Department of Science and Technology (DOST)
Agency: Technology Application and Promotion Institute
Operating Unit: < not applicable >
Organization Code: 19 020 000000
Fund Cluster: 01 Regular Agency Fund

Current Year Appropriations
Supplemental Appropriations
Continuing Appropriations

Particulars	Current Year Budget					Prior Year's Accounts Payable					Current Year's Accounts Payable					SUB-TOTAL	Trust Liabilities				Grand Total					Remarks			
	PS	MOOE	FinEx	CO	TOTAL	PS	MOOE	FinEx	CO	Sub-Total	PS	MOOE	FinEx	CO	Sub-Total		TOTAL	PS	MOOE	CO	TOTAL	PS	MOOE	FinEx	CO		TOTAL		
	1	2	3	4	5	6(2+3+4+5)	7	8	9	10	11(7+8+9+10)	12	13	14	15		16(12+13+14+15)	17(11+16)	18(5+17)	19	20	21	22(19+20+21)	23	24		25	26	27(23+24+25+26)
CASH DISBURSEMENTS	4,122,937.36	5,396,851.53	0.00	2,000,000.00	11,519,788.89	0.00	0.00	0.00	0.00	0.00	0.00	0.00	0.00	0.00	0.00	0.00	11,519,788.89	0.00	0.00	0.00	0.00	4,122,937.36	5,396,851.53	0.00	2,000,000.00	11,519,788.89			
Notice of Cash Allocation (NCA)	4,122,937.36	5,396,851.53	0.00	2,000,000.00	11,519,788.89	0.00	0.00	0.00	0.00	0.00	0.00	0.00	0.00	0.00	0.00	0.00	11,519,788.89	0.00	0.00	0.00	0.00	4,122,937.36	5,396,851.53	0.00	2,000,000.00	11,519,788.89			
MDS Checks Issued	1,830,821.50	182,803.76	0.00	2,000,000.00	4,013,625.26	0.00	0.00	0.00	0.00	0.00	0.00	0.00	0.00	0.00	0.00	0.00	4,013,625.26	0.00	0.00	0.00	0.00	1,830,821.50	182,803.76	0.00	2,000,000.00	4,013,625.26			
Advice to Debit Account	2,292,115.86	5,214,047.77	0.00	0.00	7,506,163.63	0.00	0.00	0.00	0.00	0.00	0.00	0.00	0.00	0.00	0.00	0.00	7,506,163.63	0.00	0.00	0.00	0.00	2,292,115.86	5,214,047.77	0.00	0.00	7,506,163.63			
Notice of Transfer Allocations (NTA)	0.00	0.00	0.00	0.00	0.00	0.00	0.00	0.00	0.00	0.00	0.00	0.00	0.00	0.00	0.00	0.00	0.00	0.00	0.00	0.00	0.00	0.00	0.00	0.00	0.00	0.00	0.00		
MDS Checks Issued	0.00	0.00	0.00	0.00	0.00	0.00	0.00	0.00	0.00	0.00	0.00	0.00	0.00	0.00	0.00	0.00	0.00	0.00	0.00	0.00	0.00	0.00	0.00	0.00	0.00	0.00	0.00	0.00	
Advice to Debit Account	0.00	0.00	0.00	0.00	0.00	0.00	0.00	0.00	0.00	0.00	0.00	0.00	0.00	0.00	0.00	0.00	0.00	0.00	0.00	0.00	0.00	0.00	0.00	0.00	0.00	0.00	0.00	0.00	
Working Fund for FAPs	0.00	0.00	0.00	0.00	0.00	0.00	0.00	0.00	0.00	0.00	0.00	0.00	0.00	0.00	0.00	0.00	0.00	0.00	0.00	0.00	0.00	0.00	0.00	0.00	0.00	0.00	0.00	0.00	
Cash Disbursement Ceiling (CDC)	0.00	0.00	0.00	0.00	0.00	0.00	0.00	0.00	0.00	0.00	0.00	0.00	0.00	0.00	0.00	0.00	0.00	0.00	0.00	0.00	0.00	0.00	0.00	0.00	0.00	0.00	0.00	0.00	
TOTAL CASH DISBURSEMENTS	4,122,937.36	5,396,851.53	0.00	2,000,000.00	11,519,788.89	0.00	0.00	0.00	0.00	0.00	0.00	0.00	0.00	0.00	0.00	0.00	11,519,788.89	0.00	0.00	0.00	0.00	4,122,937.36	5,396,851.53	0.00	2,000,000.00	11,519,788.89			
NON-CASH DISBURSEMENTS		375,755.00	173,782.08	0.00	549,537.08	0.00	0.00	0.00	0.00	0.00	0.00	0.00	0.00	0.00	0.00	0.00	549,537.08	0.00	0.00	0.00	0.00	375,755.00	173,782.08	0.00	0.00	549,537.08			
Tax Resistance Advances Issued (TRA)		375,755.00	173,782.08	0.00	549,537.08	0.00	0.00	0.00	0.00	0.00	0.00	0.00	0.00	0.00	0.00	0.00	549,537.08	0.00	0.00	0.00	0.00	375,755.00	173,782.08	0.00	0.00	549,537.08			
Non-Cash Availment Authority (NCAA)		0.00	0.00	0.00	0.00	0.00	0.00	0.00	0.00	0.00	0.00	0.00	0.00	0.00	0.00	0.00	0.00	0.00	0.00	0.00	0.00	0.00	0.00	0.00	0.00	0.00	0.00	0.00	
Disbursements effected through outright deductions from claims (please specify)		0.00	0.00	0.00	0.00	0.00	0.00	0.00	0.00	0.00	0.00	0.00	0.00	0.00	0.00	0.00	0.00	0.00	0.00	0.00	0.00	0.00	0.00	0.00	0.00	0.00	0.00	0.00	
Overpayment of expenses (e.g. personnel benefits)		0.00	0.00	0.00	0.00	0.00	0.00	0.00	0.00	0.00	0.00	0.00	0.00	0.00	0.00	0.00	0.00	0.00	0.00	0.00	0.00	0.00	0.00	0.00	0.00	0.00	0.00	0.00	
Restitution for loss of government property		0.00	0.00	0.00	0.00	0.00	0.00	0.00	0.00	0.00	0.00	0.00	0.00	0.00	0.00	0.00	0.00	0.00	0.00	0.00	0.00	0.00	0.00	0.00	0.00	0.00	0.00	0.00	
Liquidated damages and similar claims		0.00	0.00	0.00	0.00	0.00	0.00	0.00	0.00	0.00	0.00	0.00	0.00	0.00	0.00	0.00	0.00	0.00	0.00	0.00	0.00	0.00	0.00	0.00	0.00	0.00	0.00	0.00	
Others (e.g. TEF, B/T, Documentary Stamp Tax, etc.)		0.00	0.00	0.00	0.00	0.00	0.00	0.00	0.00	0.00	0.00	0.00	0.00	0.00	0.00	0.00	0.00	0.00	0.00	0.00	0.00	0.00	0.00	0.00	0.00	0.00	0.00	0.00	
TOTAL NON-CASH DISBURSEMENTS		375,755.00	173,782.08	0.00	549,537.08	0.00	0.00	0.00	0.00	0.00	0.00	0.00	0.00	0.00	0.00	0.00	549,537.08	0.00	0.00	0.00	0.00	375,755.00	173,782.08	0.00	0.00	549,537.08			
GRAND TOTAL	4,498,692.36	5,570,633.61	0.00	2,000,000.00	12,069,325.97	0.00	0.00	0.00	0.00	0.00	0.00	0.00	0.00	0.00	0.00	0.00	12,069,325.97	0.00	0.00	0.00	0.00	4,498,692.36	5,570,633.61	0.00	2,000,000.00	12,069,325.97			

SUMMARY

Particulars	Previous Record	This Month	As at Date
(1)	(2)	(3)	(4)
Total Disbursement Authorities Received	0.00	0.00	0.00
NCA	87,831,549.00	11,507,669.00	79,339,218.00
NTA	0.00	0.00	0.00
Working Fund	0.00	0.00	0.00
TRA	3,671,331.03	549,537.08	4,220,868.11
CDC	0.00	0.00	0.00
NCAA	0.00	0.00	0.00
Less: Notice of Transfer of Allocations (NTA) issued	0.00	0.00	0.00
Total Disbursement Authorities Available	71,502,880.03	12,057,206.08	83,560,086.11
Less:	0.00	0.00	0.00
Lapsed NCA	29.70	0.00	29.70
Disbursements	85,810,566.14	12,069,325.97	77,879,802.11
Less: Other Non-Cash Disbursements	0.00	0.00	0.00
Disbursements effected through outright deductions from claims	0.00	0.00	0.00
Overpayment of expenses (e.g. personnel benefits)	0.00	0.00	0.00
Restitution for loss of government property	0.00	0.00	0.00
Liquidated damages and similar claims	0.00	0.00	0.00
Others (e.g. TEF, B/T, Doc Stamp, etc.)	0.00	0.00	0.00
Add/Less: Adjustments (e.g. cancelled checks)	0.00	0.00	0.00
Balance of Disbursement Authorities as at date	5,692,284.19	(-12,119.89)	5,680,164.30
Total Disbursements Program	89,565,000.00	11,877,000.00	81,272,000.00
Less: Actual Disbursements	85,810,566.14	12,069,325.97	77,879,802.11
(Over)/Under spending	3,754,433.86	0.00	3,754,433.86

Notes: * The use of NTA is discouraged
Notes: ** Amounts should tally with the grand total disbursement (column 27)

Certified Correct:
Casacop
CASACOP LELANIE MALIN
Administrative Officer
Date: 05-Sep-2019

Recommending Approval:
Panglinda
PANGLINDA ANDRENA PEREZ
OIC, FAJ
Date: 05-Sep-2019

Approved By:
Garcia
GARCIA EDGAR ISIT
Director
Date:

BY AUTHORITY:
Marion
MARION IVYB. DECENA
Chief, SRS

MONTHLY REPORT OF DISBURSEMENTS
For the month of September 2019

Department: Department of Science and Technology (DOST)
Agency: Technology Application and Promotion Institute
Operating Unit: < not applicable >
Organization Code: 19 020 0000000
Fund Cluster: 01 Regular Agency Fund

Current Year Appropriations
Supplemental Appropriations
Continuing Appropriations

Particulars	Current Year Budget					Prior Year's Budget										Current Year's Accounts Payable					Trust Liabilities					Grand Total					Remarks
	PS	MOOE	FinEx	CO	TOTAL	Prior Year's Accounts Payable					Current Year's Accounts Payable					PS	MOOE	CO	TOTAL	PS	MOOE	FinEx	CO	TOTAL							
						PS	MOOE	FinEx	CO	Sub-Total	PS	MOOE	FinEx	CO	Sub-Total																
1	2	3	4	5	6(2+3+4+5)	7	8	9	10	11(7+8+9+10)	12	13	14	15	16(12+13+14+15)	17(11+16)	18(9+17)	19	20	21	22(19+20+21)	23	24	25	26	27(23+24+25+26)	28				
CASH DISBURSEMENTS	4,078,311.18	5,829,351.00	0.00	7,908,441.18	17,894,103.28	0.00	0.00	0.00	0.00	0.00	0.00	0.00	0.00	0.00	0.00	0.00	17,894,103.28	0.00	0.00	0.00	0.00	4,078,311.18	5,829,351.00	0.00	7,908,441.18	17,894,103.28					
Notice of Cash Allocation (NCA)	4,078,311.18	5,829,351.00	0.00	7,908,441.18	17,894,103.28	0.00	0.00	0.00	0.00	0.00	0.00	0.00	0.00	0.00	0.00	0.00	17,894,103.28	0.00	0.00	0.00	0.00	4,078,311.18	5,829,351.00	0.00	7,908,441.18	17,894,103.28					
MOS Checks Issued	1,084,058.57	2,712,934.29	0.00	7,908,441.18	11,794,431.96	0.00	0.00	0.00	0.00	0.00	0.00	0.00	0.00	0.00	0.00	0.00	11,794,431.96	0.00	0.00	0.00	0.00	1,084,058.57	2,712,934.29	0.00	7,908,441.18	11,794,431.96					
Advice to Debit Account	3,014,254.59	2,915,416.71	0.00	0.00	5,929,671.30	0.00	0.00	0.00	0.00	0.00	0.00	0.00	0.00	0.00	0.00	0.00	5,929,671.30	0.00	0.00	0.00	0.00	3,014,254.59	2,915,416.71	0.00	0.00	5,929,671.30					
Notice of Transfer Allocations (NTA)	0.00	0.00	0.00	0.00	0.00	0.00	0.00	0.00	0.00	0.00	0.00	0.00	0.00	0.00	0.00	0.00	0.00	0.00	0.00	0.00	0.00	0.00	0.00	0.00	0.00	0.00	0.00				
MOS Checks Issued	0.00	0.00	0.00	0.00	0.00	0.00	0.00	0.00	0.00	0.00	0.00	0.00	0.00	0.00	0.00	0.00	0.00	0.00	0.00	0.00	0.00	0.00	0.00	0.00	0.00	0.00	0.00	0.00			
Advice to Debit Account	0.00	0.00	0.00	0.00	0.00	0.00	0.00	0.00	0.00	0.00	0.00	0.00	0.00	0.00	0.00	0.00	0.00	0.00	0.00	0.00	0.00	0.00	0.00	0.00	0.00	0.00	0.00	0.00			
Working Fund for FAPs	0.00	0.00	0.00	0.00	0.00	0.00	0.00	0.00	0.00	0.00	0.00	0.00	0.00	0.00	0.00	0.00	0.00	0.00	0.00	0.00	0.00	0.00	0.00	0.00	0.00	0.00	0.00	0.00			
Cash Disbursement Casing (CDC)	0.00	0.00	0.00	0.00	0.00	0.00	0.00	0.00	0.00	0.00	0.00	0.00	0.00	0.00	0.00	0.00	0.00	0.00	0.00	0.00	0.00	0.00	0.00	0.00	0.00	0.00	0.00	0.00			
TOTAL CASH DISBURSEMENTS	4,078,311.18	5,829,351.00	0.00	7,908,441.18	17,894,103.28	0.00	0.00	0.00	0.00	0.00	0.00	0.00	0.00	0.00	0.00	0.00	17,894,103.28	0.00	0.00	0.00	0.00	4,078,311.18	5,829,351.00	0.00	7,908,441.18	17,894,103.28					
NON-CASH DISBURSEMENTS	403,377.84	198,675.24	0.00	0.00	602,053.08	0.00	0.00	0.00	0.00	0.00	0.00	0.00	0.00	0.00	0.00	0.00	602,053.08	0.00	0.00	0.00	0.00	403,377.84	198,675.24	0.00	0.00	602,053.08					
Tax Remittance Advice Issued (TRA)	403,377.84	198,675.24	0.00	0.00	602,053.08	0.00	0.00	0.00	0.00	0.00	0.00	0.00	0.00	0.00	0.00	0.00	602,053.08	0.00	0.00	0.00	0.00	403,377.84	198,675.24	0.00	0.00	602,053.08					
Non-Cash Availment Authority (NCAA)	0.00	0.00	0.00	0.00	0.00	0.00	0.00	0.00	0.00	0.00	0.00	0.00	0.00	0.00	0.00	0.00	0.00	0.00	0.00	0.00	0.00	0.00	0.00	0.00	0.00	0.00	0.00	0.00			
Disbursements effected through outright deductions from claims (please specify...)	0.00	0.00	0.00	0.00	0.00	0.00	0.00	0.00	0.00	0.00	0.00	0.00	0.00	0.00	0.00	0.00	0.00	0.00	0.00	0.00	0.00	0.00	0.00	0.00	0.00	0.00	0.00	0.00			
Overpayment of expenses (e.g. personal benefits)	0.00	0.00	0.00	0.00	0.00	0.00	0.00	0.00	0.00	0.00	0.00	0.00	0.00	0.00	0.00	0.00	0.00	0.00	0.00	0.00	0.00	0.00	0.00	0.00	0.00	0.00	0.00	0.00			
Refund for loss of government property	0.00	0.00	0.00	0.00	0.00	0.00	0.00	0.00	0.00	0.00	0.00	0.00	0.00	0.00	0.00	0.00	0.00	0.00	0.00	0.00	0.00	0.00	0.00	0.00	0.00	0.00	0.00	0.00			
Liquidated damages and similar claims	0.00	0.00	0.00	0.00	0.00	0.00	0.00	0.00	0.00	0.00	0.00	0.00	0.00	0.00	0.00	0.00	0.00	0.00	0.00	0.00	0.00	0.00	0.00	0.00	0.00	0.00	0.00	0.00			
Others (e.g. TEF, STI, Dook Stamp, etc.)	0.00	0.00	0.00	0.00	0.00	0.00	0.00	0.00	0.00	0.00	0.00	0.00	0.00	0.00	0.00	0.00	0.00	0.00	0.00	0.00	0.00	0.00	0.00	0.00	0.00	0.00	0.00	0.00			
TOTAL NON-CASH DISBURSEMENTS	403,377.84	198,675.24	0.00	0.00	602,053.08	0.00	0.00	0.00	0.00	0.00	0.00	0.00	0.00	0.00	0.00	0.00	602,053.08	0.00	0.00	0.00	0.00	403,377.84	198,675.24	0.00	0.00	602,053.08					
GRAND TOTAL	4,481,689.02	6,028,026.24	0.00	7,908,441.18	18,296,156.34	0.00	0.00	0.00	0.00	0.00	0.00	0.00	0.00	0.00	0.00	0.00	18,296,156.34	0.00	0.00	0.00	0.00	4,481,689.02	6,028,026.24	0.00	7,908,441.18	18,296,156.34					

Particulars	Previous Report	This Month	As of Date
(1)	(2)	(3)	(4)
Total Disbursement Authorities Received	0.00	0.00	0.00
NCA	79,339,218.00	12,014,000.00	91,353,218.00
NTA	0.00	0.00	0.00
Working Fund	0.00	0.00	0.00
TRA	4,220,968.11	602,053.08	4,822,921.19
CDC	0.00	0.00	0.00
NCAA	0.00	0.00	0.00
Less: Notice of Transfer of Allocations (NTA) issued	0.00	0.00	0.00
Total Disbursement Authorities Available	83,560,186.11	12,616,053.08	96,176,239.19
Less:	0.00	0.00	0.00
Lapsed NCA	28.70	0.00	28.70
Disbursements	77,679,892.11	18,296,156.34	95,976,048.45
Less: Other Non-Cash Disbursements	0.00	0.00	0.00
Disbursements effected through outright deductions from claims	0.00	0.00	0.00
Overpayment of expenses (e.g. personal benefits)	0.00	0.00	0.00
Refund for loss of government property	0.00	0.00	0.00
Liquidated damages and similar claims	0.00	0.00	0.00
Others (e.g. TEF, STI, Dook Stamp, etc.)	0.00	0.00	0.00
Add/Less: Adjustments (e.g. cancelled/declared checks)	0.00	0.00	0.00
Balance of Disbursement Authorities as of date	5,880,164.90	(-6,680,103.26)	81.64
Total Disbursements Program	81,272,000.00	18,107,000.00	99,379,000.00
Less: Actual Disbursements	77,679,892.11	18,296,156.34	95,976,048.45
(Over)/Under spending	3,592,107.89	(-1,189,156.34)	2,402,951.55

Notes: * The use of NTA is discouraged
Notes: ** Amounts should tally with the grand total disbursement (column 27)

Certified Correct:

CABACOP LELANIE MALIN
Administrative Officer
Date: 02-Oct-2019

Recommending Approval:

PANGILINAN FLORENCIA PEREZ
Chief Administrative Officer
Date: 02-Oct-2019

Approved By:

GARCIA EDGAR ISIT
Director
Date: 07-Oct-2019

MONTHLY REPORT OF DISBURSEMENTS
For the month of October 2019

Department: Department of Science and Technology (DOST)
Agency: Technology Application and Promotion Institute
Operating Unit: < not applicable >
Organization Code: 19 020 000000
Fund Cluster: 01 Regular Agency Fund

Current Year Appropriations
Supplemental Appropriations
Continuing Appropriations

Main table with columns for Particulars, Current Year Budget, Prior Year's Budget, Current Year's Accounts Payable, Sub-TOTAL, Total, Grand Total, and Remarks. Rows include CASH DISBURSEMENTS, NON-CASH DISBURSEMENTS, and GRAND TOTAL.

SUMMARY table with columns: Particulars, Previous Report, This Month, As of Date. Rows include Total Disbursement Authorities Received, NCA, NTA, Working Fund, TRA, COG, NCA, Less: Notice of Transfer of Allocations (NTA) Issued, Total Disbursement Authorities Available, Less: Unpaid NCA, Disbursements, Less: Other Non-Cash Disbursements, Balance of Disbursement Authorities as of date, Total Disbursements Program, Less: Actual Disbursements, (Over)/Under spending.

Certified Correct
CASACOP LELANRE OVALIN
Administrative Officer
Date: 04-Nov-2019

Recommending Approval
RANGILINA M. PASCENCIA PEREZ
Chief Administrative Officer
Date: 04-Nov-2019

Approved By
GARCIA EDGAR IBIT
Director
Date: 04-Nov-2019

By Authority
ATTY. MARION M. D. DEGENA
OIC, Office of the Director

MONTHLY REPORT OF DISBURSEMENTS
For the month of November 2019

Department : Department of Science and Technology (DOST)
Agency/Entity : Technology Application and Promotion Institute
Operating Unit : < not applicable >
Organization Code : 19 020 000000
Fund Cluster : 01 Regular Agency Fund

Particulars	Current Year Budget					Prior Year's Budget					Current Year's Accounts Payable					TOTAL	SUB-TOTAL	Total Disburse				Grand Total	Remarks					
	PS	MOOE	PrEx	OO	TOTAL	Prior Year's Accounts Payable					Current Year's Accounts Payable							PS	MOOE	OO	TOTAL							
						PS	MOOE	PrEx	OO	Sub-Total	PS	MOOE	PrEx	OO	Sub-Total													
1	2	3	4	5	6=(2+3+4+5)	7	8	9	10	11=(7+8+9+10)	12	13	14	15	16=(12+13+14+15)	17=(1+16)	18=(8+17)	19	20	21	22=(19+20+21)	23	24	25	26	27=(23+24+25+26)	28	
CASH DISBURSEMENTS	5,422,021.84	3,445,534.32	0.00	0.00	8,867,556.26	0.00	0.00	0.00	0.00	0.00	0.00	0.00	0.00	0.00	0.00	8,867,556.26	0.00	0.00	0.00	0.00	5,422,021.84	3,445,534.32	0.00	0.00	8,867,556.26			
Notice of Cash Allocation (NCA)	5,422,021.84	3,445,534.32	0.00	0.00	8,867,556.26	0.00	0.00	0.00	0.00	0.00	0.00	0.00	0.00	0.00	0.00	8,867,556.26	0.00	0.00	0.00	0.00	5,422,021.84	3,445,534.32	0.00	0.00	8,867,556.26			
MDS Checks Issued	1,088,827.77	458,828.73	0.00	0.00	1,547,656.50	0.00	0.00	0.00	0.00	0.00	0.00	0.00	0.00	0.00	0.00	1,547,656.50	0.00	0.00	0.00	0.00	1,088,827.77	458,828.73	0.00	0.00	1,547,656.50			
Advance to Credit Account	4,325,054.17	2,986,205.58	0.00	0.00	7,311,259.75	0.00	0.00	0.00	0.00	0.00	0.00	0.00	0.00	0.00	0.00	7,311,259.75	0.00	0.00	0.00	0.00	4,325,054.17	2,986,205.58	0.00	0.00	7,311,259.75			
Notice of Transfer of Allocations (NTA)	0.00	0.00	0.00	0.00	0.00	0.00	0.00	0.00	0.00	0.00	0.00	0.00	0.00	0.00	0.00	0.00	0.00	0.00	0.00	0.00	0.00	0.00	0.00	0.00	0.00	0.00		
MDS Checks Issued	0.00	0.00	0.00	0.00	0.00	0.00	0.00	0.00	0.00	0.00	0.00	0.00	0.00	0.00	0.00	0.00	0.00	0.00	0.00	0.00	0.00	0.00	0.00	0.00	0.00	0.00	0.00	
Advance to Credit Account	0.00	0.00	0.00	0.00	0.00	0.00	0.00	0.00	0.00	0.00	0.00	0.00	0.00	0.00	0.00	0.00	0.00	0.00	0.00	0.00	0.00	0.00	0.00	0.00	0.00	0.00	0.00	
Working Fund for RA's	0.00	0.00	0.00	0.00	0.00	0.00	0.00	0.00	0.00	0.00	0.00	0.00	0.00	0.00	0.00	0.00	0.00	0.00	0.00	0.00	0.00	0.00	0.00	0.00	0.00	0.00	0.00	
Cash Disbursement Ceiling (CDC)	0.00	0.00	0.00	0.00	0.00	0.00	0.00	0.00	0.00	0.00	0.00	0.00	0.00	0.00	0.00	0.00	0.00	0.00	0.00	0.00	0.00	0.00	0.00	0.00	0.00	0.00	0.00	
TOTAL CASH DISBURSEMENTS	5,422,021.84	3,445,534.32	0.00	0.00	8,867,556.26	0.00	0.00	0.00	0.00	0.00	0.00	0.00	0.00	0.00	0.00	8,867,556.26	0.00	0.00	0.00	0.00	5,422,021.84	3,445,534.32	0.00	0.00	8,867,556.26			
NON-CASH DISBURSEMENTS	344,884.68	83,371.57	0.00	0.00	428,256.25	0.00	0.00	0.00	0.00	0.00	0.00	0.00	0.00	0.00	0.00	428,256.25	0.00	0.00	0.00	0.00	344,884.68	83,371.57	0.00	0.00	428,256.25			
Tax Refund/Advance Issued (TRA)	344,884.68	83,371.57	0.00	0.00	428,256.25	0.00	0.00	0.00	0.00	0.00	0.00	0.00	0.00	0.00	0.00	428,256.25	0.00	0.00	0.00	0.00	344,884.68	83,371.57	0.00	0.00	428,256.25			
Non-Cash Availment Authority (NCAA)	0.00	0.00	0.00	0.00	0.00	0.00	0.00	0.00	0.00	0.00	0.00	0.00	0.00	0.00	0.00	0.00	0.00	0.00	0.00	0.00	0.00	0.00	0.00	0.00	0.00	0.00	0.00	
Disbursements effected through outright deductions from claims (direct credits)	0.00	0.00	0.00	0.00	0.00	0.00	0.00	0.00	0.00	0.00	0.00	0.00	0.00	0.00	0.00	0.00	0.00	0.00	0.00	0.00	0.00	0.00	0.00	0.00	0.00	0.00	0.00	
Overpayment of expenses (e.g. personnel benefits)	0.00	0.00	0.00	0.00	0.00	0.00	0.00	0.00	0.00	0.00	0.00	0.00	0.00	0.00	0.00	0.00	0.00	0.00	0.00	0.00	0.00	0.00	0.00	0.00	0.00	0.00	0.00	
Restitution for loss of government property	0.00	0.00	0.00	0.00	0.00	0.00	0.00	0.00	0.00	0.00	0.00	0.00	0.00	0.00	0.00	0.00	0.00	0.00	0.00	0.00	0.00	0.00	0.00	0.00	0.00	0.00	0.00	
Liquidated damages and similar claims	0.00	0.00	0.00	0.00	0.00	0.00	0.00	0.00	0.00	0.00	0.00	0.00	0.00	0.00	0.00	0.00	0.00	0.00	0.00	0.00	0.00	0.00	0.00	0.00	0.00	0.00	0.00	
Others (e.g. TEF, BTI, Disc Stamp, etc.)	0.00	0.00	0.00	0.00	0.00	0.00	0.00	0.00	0.00	0.00	0.00	0.00	0.00	0.00	0.00	0.00	0.00	0.00	0.00	0.00	0.00	0.00	0.00	0.00	0.00	0.00	0.00	
TOTAL NON-CASH DISBURSEMENTS	344,884.68	83,371.57	0.00	0.00	428,256.25	0.00	0.00	0.00	0.00	0.00	0.00	0.00	0.00	0.00	0.00	428,256.25	0.00	0.00	0.00	0.00	344,884.68	83,371.57	0.00	0.00	428,256.25			
GRAND TOTAL	5,766,906.52	3,528,205.89	0.00	0.00	9,295,092.51	0.00	0.00	0.00	0.00	0.00	0.00	0.00	0.00	0.00	9,295,092.51	0.00	0.00	0.00	0.00	5,766,906.52	3,528,205.89	0.00	0.00	9,295,092.51				

SUMMARY

Particulars	Previous Report	This Month	As of Date
(1)	(2)	(3)	(4)
Total Disbursement Authorities Received	108,332,811.38	15,182,226.22	121,514,847.38
NCA	104,278,216.00	14,754,000.00	118,032,216.00
NTA	0.00	0.00	0.00
Working Fund	0.00	0.00	0.00
TRA	2,054,393.38	428,226.22	2,482,619.58
CDC	0.00	0.00	0.00
NCAA	0.00	0.00	0.00
Less: Notice of Transfer of Allocations (NTA) Issued	28.70	0.00	28.70
Total Disbursement Authorities Available	106,332,841.68	15,182,226.22	121,514,877.28
Less:	0.00	0.00	0.00
Unpaid NCA	81.04	0.00	81.04
Disbursements	103,364,448.66	8,293,722.58	112,658,171.58
Less: Other Non-Cash Disbursements	0.00	0.00	0.00
Disbursements effected through outright deductions from claims	0.00	0.00	0.00
Overpayment of expenses (e.g. personnel benefits)	0.00	0.00	0.00
Restitution for loss of government property	0.00	0.00	0.00
Liquidated damages and similar claims	0.00	0.00	0.00
Others (e.g. TEF, BTI, Disc Stamp, etc.)	0.00	0.00	0.00
AMT less Adjustments (e.g. consolidated checks)	0.00	17,414.38	17,414.38
Balance of Disbursement Authorities as at date	6,174,188.72	3,855,827.82	12,000,066.54
Total Disbursements Program	108,370,000.00	11,708,000.00	118,078,000.00
Less: Actual Disbursements	103,364,448.66	8,293,722.58	112,658,171.58
(Over)/Under spending	3,005,551.34	2,415,277.42	5,420,828.44

Notes: * The use of NTA is discouraged
Notes: ** Amounts should tally with the grand total disbursement column 27.

Certified Correct

CASACOP LELAVIE ONYLIN
Administrative Officer
Date: 05-Dec-2019

Recommending Approval

PANCHO PAN FLORENCIA PEREZ
Chief, Administrative Officer
Date: 05-Dec-2019

Approved By:
GARCIA EDGAR IBIG
Agency/Entity Head or Authorized Representative
Date: 05-Dec-2019

MONTHLY REPORT OF DISBURSEMENTS
For the month of December 2019

Department: Department of Science and Technology (DOST)
Agency/Entity: Technology Application and Promotion Institute
Operating Unit: < not applicable >
Organization Code: 19 000 000000
Fund Cluster: 01 Regular Agency Fund

Particulars	Current Year Budget					Five Year's Budget										TOTAL	SUB-TOTAL	Trans Locities					Grand Total					Remarks
	FB	MOOE	PEEx	CO	TOTAL	Prior Year's Accounts Payable					Current Year's Accounts Payable							FB	MOOE	CO	TOTAL	FB	MOOE	PEEx	CO	TOTAL		
	1	2	3	4	5	6=(1+2+3+4+5)	7	8	9	10	11=(7+8+9+10)	12	13	14	15			16=(12+13+14+15)	17=(1+16)	18=(2+17)	19	20	21	22=(19+20+21)	23	24	25	
CASH DISBURSEMENTS	4,843,391.48	18,893,223.10	0.00	0.00	567,084.35	23,803,598.93	0.00	0.00	0.00	0.00	0.00	0.00	0.00	0.00	0.00	0.00	0.00	23,803,598.93	0.00	0.00	0.00	0.00	4,843,391.48	18,893,223.10	0.00	0.00	567,084.35	23,803,598.93
Notice of Cash Allocation (NCA)	4,843,391.48	18,893,223.10	0.00	0.00	567,084.35	23,803,598.93	0.00	0.00	0.00	0.00	0.00	0.00	0.00	0.00	0.00	0.00	0.00	23,803,598.93	0.00	0.00	0.00	0.00	4,843,391.48	18,893,223.10	0.00	0.00	567,084.35	23,803,598.93
MDS Checks Issued	1,212,434.82	405,783.98	0.00	0.00	0.00	1,618,218.80	0.00	0.00	0.00	0.00	0.00	0.00	0.00	0.00	0.00	0.00	0.00	1,618,218.80	0.00	0.00	0.00	0.00	1,212,434.82	405,783.98	0.00	0.00	0.00	1,618,218.80
Advance to Debt Account	3,430,956.66	18,287,439.12	0.00	0.00	567,084.35	22,285,480.13	0.00	0.00	0.00	0.00	0.00	0.00	0.00	0.00	0.00	0.00	0.00	22,285,480.13	0.00	0.00	0.00	0.00	3,430,956.66	18,287,439.12	0.00	0.00	567,084.35	22,285,480.13
Notice of Transfer of Absentees (NTA)	0.00	0.00	0.00	0.00	0.00	0.00	0.00	0.00	0.00	0.00	0.00	0.00	0.00	0.00	0.00	0.00	0.00	0.00	0.00	0.00	0.00	0.00	0.00	0.00	0.00	0.00	0.00	0.00
MDS Checks Issued	0.00	0.00	0.00	0.00	0.00	0.00	0.00	0.00	0.00	0.00	0.00	0.00	0.00	0.00	0.00	0.00	0.00	0.00	0.00	0.00	0.00	0.00	0.00	0.00	0.00	0.00	0.00	0.00
Advance to Debt Account	0.00	0.00	0.00	0.00	0.00	0.00	0.00	0.00	0.00	0.00	0.00	0.00	0.00	0.00	0.00	0.00	0.00	0.00	0.00	0.00	0.00	0.00	0.00	0.00	0.00	0.00	0.00	0.00
Working Fund for FAAs	0.00	0.00	0.00	0.00	0.00	0.00	0.00	0.00	0.00	0.00	0.00	0.00	0.00	0.00	0.00	0.00	0.00	0.00	0.00	0.00	0.00	0.00	0.00	0.00	0.00	0.00	0.00	0.00
Cash Disbursement Ceiling (CDC)	0.00	0.00	0.00	0.00	0.00	0.00	0.00	0.00	0.00	0.00	0.00	0.00	0.00	0.00	0.00	0.00	0.00	0.00	0.00	0.00	0.00	0.00	0.00	0.00	0.00	0.00	0.00	0.00
TOTAL CASH DISBURSEMENTS	4,843,391.48	18,893,223.10	0.00	0.00	567,084.35	23,803,598.93	0.00	0.00	0.00	0.00	0.00	0.00	0.00	0.00	0.00	0.00	0.00	23,803,598.93	0.00	0.00	0.00	0.00	4,843,391.48	18,893,223.10	0.00	0.00	567,084.35	23,803,598.93
NON-CASH DISBURSEMENTS	880,770.74	434,842.74	0.00	0.00	0.00	1,395,613.48	0.00	0.00	0.00	0.00	0.00	0.00	0.00	0.00	0.00	0.00	0.00	1,395,613.48	0.00	0.00	0.00	0.00	880,770.74	434,842.74	0.00	0.00	0.00	1,395,613.48
Tax Reimburse Advances Issued (TRA)	880,770.74	434,842.74	0.00	0.00	0.00	1,395,613.48	0.00	0.00	0.00	0.00	0.00	0.00	0.00	0.00	0.00	0.00	0.00	1,395,613.48	0.00	0.00	0.00	0.00	880,770.74	434,842.74	0.00	0.00	0.00	1,395,613.48
Non-Cash Adjustment Authority (NCAA)	0.00	0.00	0.00	0.00	0.00	0.00	0.00	0.00	0.00	0.00	0.00	0.00	0.00	0.00	0.00	0.00	0.00	0.00	0.00	0.00	0.00	0.00	0.00	0.00	0.00	0.00	0.00	0.00
Disbursements effected through multi-credit deducting from status (these specific)	0.00	0.00	0.00	0.00	0.00	0.00	0.00	0.00	0.00	0.00	0.00	0.00	0.00	0.00	0.00	0.00	0.00	0.00	0.00	0.00	0.00	0.00	0.00	0.00	0.00	0.00	0.00	0.00
Overpayment of expenses & personnel benefits	0.00	0.00	0.00	0.00	0.00	0.00	0.00	0.00	0.00	0.00	0.00	0.00	0.00	0.00	0.00	0.00	0.00	0.00	0.00	0.00	0.00	0.00	0.00	0.00	0.00	0.00	0.00	0.00
Reimbursement for loss of government property	0.00	0.00	0.00	0.00	0.00	0.00	0.00	0.00	0.00	0.00	0.00	0.00	0.00	0.00	0.00	0.00	0.00	0.00	0.00	0.00	0.00	0.00	0.00	0.00	0.00	0.00	0.00	0.00
Unpaid damages and similar items	0.00	0.00	0.00	0.00	0.00	0.00	0.00	0.00	0.00	0.00	0.00	0.00	0.00	0.00	0.00	0.00	0.00	0.00	0.00	0.00	0.00	0.00	0.00	0.00	0.00	0.00	0.00	0.00
Others (e.g. TEF, STI, Debt Items, etc.)	0.00	0.00	0.00	0.00	0.00	0.00	0.00	0.00	0.00	0.00	0.00	0.00	0.00	0.00	0.00	0.00	0.00	0.00	0.00	0.00	0.00	0.00	0.00	0.00	0.00	0.00	0.00	0.00
Other (e.g. TEF, STI, Debt Items, etc.)	0.00	0.00	0.00	0.00	0.00	0.00	0.00	0.00	0.00	0.00	0.00	0.00	0.00	0.00	0.00	0.00	0.00	0.00	0.00	0.00	0.00	0.00	0.00	0.00	0.00	0.00	0.00	0.00
TOTAL NON-CASH DISBURSEMENTS	880,770.74	434,842.74	0.00	0.00	0.00	1,395,613.48	0.00	0.00	0.00	0.00	0.00	0.00	0.00	0.00	0.00	0.00	0.00	1,395,613.48	0.00	0.00	0.00	0.00	880,770.74	434,842.74	0.00	0.00	0.00	1,395,613.48
GRAND TOTAL	5,724,162.22	19,328,065.84	0.00	0.00	567,084.35	25,203,212.41	0.00	0.00	0.00	0.00	0.00	0.00	0.00	0.00	0.00	0.00	0.00	25,203,212.41	0.00	0.00	0.00	0.00	5,724,162.22	19,328,065.84	0.00	0.00	567,084.35	25,203,212.41

SUMMARY

Particulars (1)	Previous Report (2)	This Month (3)	As of Date (4)
Total Disbursement Authorities Received	121,514,847.58	13,750,124.48	135,303,972.06
NCA	119,052,213.00	12,893,711.00	131,725,924.00
NTA	0.00	0.00	0.00
Working Fund	0.00	0.00	0.00
TBA	2,462,634.58	1,000,413.48	3,579,248.06
COC	0.00	0.00	0.00
NCAA	0.00	0.00	0.00
Less: Notice of Transfer of Absentees (NTA) Issued	121,514,847.58	13,750,124.48	135,303,972.06
Total Disbursement Authorities Available	0.00	0.00	0.00
Less:			
Lapsed NCA	80.74	0.00	80.74
Disbursements	112,890,342.86	24,999,302.44	137,889,645.30
Less: Other Non-Cash Disbursements	0.00	0.00	0.00
Disbursements effected through multi-credit deducting from status	0.00	0.00	0.00
Overpayment of expenses & personnel benefits	0.00	0.00	0.00
Reimbursement for loss of government property	0.00	0.00	0.00
Unpaid damages and similar items	0.00	0.00	0.00
Others (e.g. TEF, STI, Debt Items, etc.)	0.00	0.00	0.00
Adjustment (e.g. cancelled checks)	17,414.28	0.00	17,414.28
Balance of Disbursement Authorities as of date	12,077,716.74	11,299,877.86	887,838.88
Total Disbursements Program	112,890,342.86	24,999,302.44	137,889,645.30
Less: Actual Disbursements	112,890,342.86	24,999,302.44	137,889,645.30
(Over/Under Spending)	0.00	0.00	0.00

Notes: * The use of NTA is disallowed
Notes: ** Amounts should tally with the grand total disbursement (column 27).

Certified Correct:
CASACOP LELANIE OMALIS
Administrative Officer
Date: 07-Jan-2020

Recommending Approval:
PANG LINAN REYNOLDA PEREZ
Director of Financial Management Service (FMS) or Equivalent
Date: 07-Jan-2020

Approved By:
BARCIA EDGAR IBIT
Agency/Entity Head or Authorized Representative
Date: 07-Jan-2020