

Department Department of Science and Technology (DOST)
 Agency/Entity Technology Application and Promotion Institute

Operating Unit < not applicable >

Organization Code 19 029 0000000

Fund Cluster 01 Regular Agency Fund
 (e.g. UACS Fund Cluster: 01-Regular Agency Fund, 02-Foreign Assisted Projects Fund, 03-Special Account-Locally Funded/Domestic Grants Fund, and 04-Special Account-Foreign Assisted/Foreign Grants Fund)

<input checked="" type="checkbox"/>	Current Year
<input type="checkbox"/>	Supplemental
<input type="checkbox"/>	Continuing

Particulars	UACS CODE	Appropriations			Allotments				Current Year Obligations				Current Year Disbursements				Balances							
		Authorized Appropriations	Tranfer From, To/From, Modifications	Adjusted Appropriations	Allotments Received	Unallocations, Modifications/ Appropriations	Transfer To	Transfer From	Adjusted Total Allotments	1st Quarter Ending March 31	2nd Quarter Ending June 30	3rd Quarter Ending Sept. 30	4th Quarter Ending Dec. 31	TOTAL	1st Quarter Ending March 31	2nd Quarter Ending June 30	3rd Quarter Ending Sept. 30	4th Quarter Ending Dec. 31	TOTAL	Unreleased Appro	Unobligated Allotments	Due and	Unpaid Obligations Not Yet Due and	
1	2	3	4	5=(3+4)	6	7	8	9	10=(6+(-7)+8+9)	11	12	13	14	15=(11+12+13+14)	16	17	18	19	20=(16+17+18+19)	21	22	23	24	
SO		10,000,000.00	(1,800,000.00)	8,500,000.00	8,500,000.00	-	-	-	8,500,000.00	2,181,333.68	4,318,666.32	-	-	6,500,000.00	2,181,333.68	4,318,666.32	-	-	6,500,000.00	-	22	-	23	24
Recapitulation by OO:																								
Agency Specific Budget		88,278,900.00	-7,746,700.00	80,529,300.00	80,529,300.00	0.00	0.00	0.00	80,529,300.00	20,641,066.49	11,716,224.03	15,754,403.81	32,166,731.83	80,302,426.16	16,161,714.51	13,219,074.81	14,950,253.27	24,870,894.03	69,209,936.72	0.00	8,882,673.84	10,955,989.44	138,800.00	
TECHNOLOGY APPLICATION		88,278,900.00	-7,746,700.00	80,529,300.00	80,529,300.00	0.00	0.00	0.00	80,529,300.00	20,641,066.49	11,716,224.03	15,754,403.81	32,166,731.83	80,302,426.16	16,161,714.51	13,219,074.81	14,950,253.27	24,870,894.03	69,209,936.72	0.00	8,882,673.84	10,955,989.44	138,800.00	

Certified Correct:

 JOSEPHINE Q. REYES
 Budget Officer
 Date: 1/29/2021

Certified Correct:

 JOYVEL N. MEDINA
 Admin Officer

Recommending Approval:

 JOYVEL N. AGUILAR
 Chief, FAD

Approved by:

 EDGAR L. GARCIA
 Director, TAPI

STATEMENT OF APPROPRIATIONS, ALLOTMENTS, OBLIGATIONS, DISBURSEMENTS AND BALANCES
As at the Quarter Ending September 30, 2020

Department : Department of Science and Technology (DOST)
 Agency/Entity : Technology Application and Promotion Institute
 Operating Unit : < not applicable >
 Organization Code : 19 020 0000000
 Fund Cluster : 01 Regular Agency Fund
 (e.g. UACS Fund Cluster: 01-Regular Agency Fund, 02-Foreign Assisted Projects Fund, 03-Special Account-Locally Funded/Domestic Grants Fund, and 04-Special Account-Foreign Assisted/Foreign Grants Fund)

X	Current Year Appropriations
	Supplemental
	Continuing Appropriations

Particulars	UACS CODE	Appropriations							Current Year Obligations							Current Year Disbursements					Balances			
		Authorized Appropriations	Adjustments (Transfer To/From, Modifications/)	Adjusted Appropriations	Allotments Received	Adjustments (Reductions, Modifications/ Augmentations)	Transfer To	Transfer From	Adjusted Total Allotments	1st Quarter Ending March 31	2nd Quarter Ending June 30	3rd Quarter Ending Sept. 30	4th Quarter Ending Dec. 31	TOTAL	1st Quarter Ending March 31	2nd Quarter Ending June 30	3rd Quarter Ending Sept. 30	4th Quarter Ending Dec. 31	TOTAL	Unreleased Appro	Unobligated Allotments	Unpaid Obligations (15-20)+(23-24)		
																						Due and Demandable	Not Yet Due and Demandable	
		3	4	5=(3+4)	6	7	8	9	10=[(5+)-(7)+9]	11	12	13	14	15=(11+12+13+14)	16	17	18	19	20=(16+17+18+19)	21	22	23	24	
I Agency Specific Budget		129,867,000.00	(8,071,700.00)	121,795,300.00	121,835,300.00	0.00	0.00	0.00	121,835,300.00	28,208,344.46	18,581,938.77	23,135,344.90	0.00	69,925,628.13	23,337,116.33	18,996,743.41	22,278,500.83	0.00	64,590,368.57	50,000.00	51,908,674.57	1,339,845.56	4,005,420.00	
General Administration and Support	10000000000000	31,681,000.00	(325,000.00)	31,356,000.00	31,506,000.00	0.00	0.00	0.00	31,506,000.00	7,587,277.87	6,865,711.74	7,379,841.09	0.00	21,832,830.70	7,175,400.82	5,747,688.50	7,318,247.58	0.00	20,241,318.88	50,000.00	8,493,089.20	872,213.92	899,400.00	
General Management and Supervision	10000010001000	30,510,000.00	(325,000.00)	30,185,000.00	30,135,000.00	0.00	0.00	0.00	30,135,000.00	7,587,277.87	6,865,711.74	7,379,841.09	0.00	21,832,830.70	7,175,400.82	5,747,688.50	7,318,247.58	0.00	20,241,318.88	50,000.00	8,322,069.20	872,213.92	899,400.00	
PS		22,787,000.00	0.00	22,787,000.00	22,787,000.00	0.00	0.00	0.00	22,787,000.00	5,757,447.39	5,626,392.84	6,295,567.51	0.00	16,671,407.84	5,757,447.39	5,382,787.84	5,101,385.44	0.00	16,241,620.67	0.00	8,096,682.16	197,087.17	231,600.00	
MOOE		7,743,000.00	(325,000.00)	7,418,000.00	7,366,000.00	0.00	0.00	0.00	7,366,000.00	1,809,830.88	1,237,318.90	2,084,373.48	0.00	5,141,522.96	1,417,953.43	384,890.66	2,216,862.12	0.00	3,999,696.21	50,000.00	2,228,477.24	674,226.75	467,600.00	
Administration of Personnel Benefits	10000010002000	1,171,000.00	0.00	1,171,000.00	1,171,000.00	0.00	0.00	0.00	1,171,000.00	0.00	0.00	0.00	0.00	0.00	0.00	0.00	0.00	0.00	0.00	0.00	1,171,000.00	0.00	0.00	
PS		1,171,000.00	0.00	1,171,000.00	1,171,000.00	0.00	0.00	0.00	1,171,000.00	0.00	0.00	0.00	0.00	0.00	0.00	0.00	0.00	0.00	0.00	0.00	1,171,000.00	0.00	0.00	
MOOE		0.00	0.00	0.00	0.00	0.00	0.00	0.00	0.00	0.00	0.00	0.00	0.00	0.00	0.00	0.00	0.00	0.00	0.00	0.00	0.00	0.00	0.00	
Sub-Total, General Administration and Support		31,681,000.00	(325,000.00)	31,356,000.00	31,506,000.00	0.00	0.00	0.00	31,506,000.00	7,587,277.87	6,865,711.74	7,379,841.09	0.00	21,832,830.70	7,175,400.82	5,747,688.50	7,318,247.58	0.00	20,241,318.88	50,000.00	8,493,089.20	872,213.92	899,400.00	
PS		23,638,000.00	0.00	23,638,000.00	23,638,000.00	0.00	0.00	0.00	23,638,000.00	5,757,447.39	5,626,392.84	6,295,567.51	0.00	16,671,407.84	5,757,447.39	5,382,787.84	5,101,385.44	0.00	16,241,620.67	0.00	7,268,502.16	197,087.17	231,600.00	
MOOE		7,743,000.00	(325,000.00)	7,418,000.00	7,366,000.00	0.00	0.00	0.00	7,366,000.00	1,809,830.88	1,237,318.90	2,084,373.48	0.00	5,141,522.96	1,417,953.43	384,890.66	2,216,862.12	0.00	3,999,696.21	50,000.00	2,228,477.24	674,226.75	467,600.00	
FinEx (if Applicable)		0.00	0.00	0.00	0.00	0.00	0.00	0.00	0.00	0.00	0.00	0.00	0.00	0.00	0.00	0.00	0.00	0.00	0.00	0.00	0.00	0.00	0.00	
CC		0.00	0.00	0.00	0.00	0.00	0.00	0.00	0.00	0.00	0.00	0.00	0.00	0.00	0.00	0.00	0.00	0.00	0.00	0.00	0.00	0.00	0.00	
Operations	30000000000000	88,276,000.00	(7,746,700.00)	80,529,300.00	80,629,300.00	0.00	0.00	0.00	80,629,300.00	20,841,068.49	11,716,224.03	15,756,403.81	0.00	48,112,694.33	16,161,714.51	13,219,074.91	14,868,253.27	0.00	44,330,042.69	0.00	42,416,605.67	487,631.64	3,306,000.00	
DO Firmly protecting and venturing for innovative and emerging technology based projects		88,276,000.00	(7,746,700.00)	80,529,300.00	80,629,300.00	0.00	0.00	0.00	80,629,300.00	20,841,068.49	11,716,224.03	15,756,403.81	0.00	48,112,694.33	16,161,714.51	13,219,074.91	14,868,253.27	0.00	44,330,042.69	0.00	42,416,605.67	487,631.64	3,306,000.00	
TECHNOLOGY APPLICATION AND INVENTION DEVELOPMENT PROGRAM		88,276,000.00	(7,746,700.00)	80,529,300.00	80,629,300.00	0.00	0.00	0.00	80,629,300.00	20,841,068.49	11,716,224.03	15,756,403.81	0.00	48,112,694.33	16,161,714.51	13,219,074.91	14,868,253.27	0.00	44,330,042.69	0.00	42,416,605.67	487,631.64	3,306,000.00	
Technology Application, Promotion and Commercialization	310100100001000	62,638,000.00	(3,098,300.00)	59,539,700.00	59,551,700.00	0.00	0.00	0.00	59,551,700.00	11,845,383.98	4,289,352.35	9,971,552.80	0.00	26,206,289.13	9,988,951.85	5,554,425.45	10,325,435.81	0.00	23,888,813.34	0.00	33,885,410.77	216,475.89	0.00	
PS		17,426,000.00	0.00	17,426,000.00	17,426,000.00	0.00	0.00	0.00	17,426,000.00	3,411,879.24	4,258,352.35	3,377,563.26	0.00	11,057,394.85	6,576,072.71	1,285,073.11	6,947,772.85	0.00	14,810,919.89	0.00	27,098,305.42	219,475.89	0.00	
MOOE		45,212,000.00	(3,098,300.00)	42,123,700.00	42,125,700.00	0.00	0.00	0.00	42,125,700.00	8,433,504.74	0.00	6,593,989.54	0.00	15,027,394.66	6,576,072.71	1,285,073.11	6,947,772.85	0.00	18,469,223.35	0.00	6,951,194.00	251,155.75	3,306,000.00	
Technology and Invention Development Assistance	310100100002000	35,838,000.00	(4,860,400.00)	30,977,600.00	30,977,600.00	0.00	0.00	0.00	30,977,600.00	8,795,882.51	7,466,871.68	5,783,850.91	0.00	22,026,455.10	6,111,782.58	7,884,845.43	4,832,817.30	0.00	1,257,437.94	0.00	1,257,437.94	0.00	0.00	
PS		7,376,000.00	0.00	7,376,000.00	7,376,000.00	0.00	0.00	0.00	7,376,000.00	1,888,214.81	2,388,402.45	1,823,914.80	0.00	6,106,532.06	1,888,214.81	2,388,402.45	1,823,914.80	0.00	3,860,687.24	0.00	7,683,726.96	281,165.75	3,306,000.00	
MOOE		18,262,000.00	(1,160,400.00)	17,101,600.00	17,101,600.00	0.00	0.00	0.00	17,101,600.00	4,718,134.02	738,802.81	3,959,936.11	0.00	9,417,873.64	2,094,214.07	667,580.60	2,808,902.58	0.00	3,860,687.24	0.00	7,683,726.96	281,165.75	3,306,000.00	
CC		10,000,000.00	(3,000,000.00)	7,000,000.00	7,000,000.00	0.00	0.00	0.00	7,000,000.00	2,181,333.68	4,318,666.32	0.00	0.00	6,500,000.00	2,181,333.68	4,318,666.32	0.00	0.00	0.00	6,500,000.00	0.00	0.00	0.00	

Department : Department of Science and Technology (DOST)
 Agency/Entity : Technology Application and Promotion Institute
 Operating Unit : < not applicable >
 Organization Code : 19 020 000000
 Fund Cluster : 01 Regular Agency Fund

(e.g. UACS Fund Cluster: 01-Regular Agency Fund, 02-Foreign Assisted Projects Fund, 03-Special Account-Locally Funded Domestic Grants Fund, and 04-Special Account-Foreign Assisted Foreign Grants Fund)

X	Current Year Appropriations
	Supplemental
	Continuing Appropriations

Part/Unit	UACS CODE	Appropriations			Allotments			Current Year Obligations							Current Year Disbursements					Balances			
		Authorized Appropriations	Adjustments (Transfer To/From, Modifications)	Adjusted Appropriations	Allotments Received	Adjustments (Reductions, Modifications, Augmentations)	Transfer To	Transfer From	Adjusted Total Allotments	1st Quarter Ending March 31	2nd Quarter Ending June 30	3rd Quarter Ending Sept. 30	4th Quarter Ending Dec. 31	TOTAL	1st Quarter Ending March 31	2nd Quarter Ending June 30	3rd Quarter Ending Sept. 30	4th Quarter Ending Dec. 31	TOTAL	Unreleased Appro.	Unobligated Allotments	Unpaid Obligations (16-20)+(23-24)	
		3	4	5=(3+4)	6	7	8	9	10=(9+(7)-8-9)	11	12	13	14	15=(11+12+13+14)	16	17	18	19	20=(16+17+18+19)	21	22	23	24
Sub-Total Operations		96,276,200.00	(7,748,700.00)	88,527,500.00	88,527,500.00	0.00	0.00	88,527,500.00	20,541,268.49	11,218,224.03	15,759,403.81	0.00	47,518,896.33	16,161,714.21	10,219,274.91	14,859,283.27	0.00	41,240,272.39	0.00	4,241,625.07	487,631.04	1,306,620.00	
PS		24,862,900.00	0.00	24,862,900.00	24,862,900.00	0.00	0.00	24,862,900.00	5,269,904.69	5,067,754.89	5,201,572.86	0.00	15,139,232.44	5,338,084.05	8,857,784.87	5,201,577.96	0.00	19,397,446.88	0.00	7,631,673.28	0.00	0.00	
MOOE		63,474,300.00	(4,318,700.00)	59,155,600.00	59,155,600.00	0.00	0.00	59,155,600.00	13,151,838.76	739,802.91	10,557,830.95	0.00	32,449,762.82	8,823,630.16	1,361,490.04	9,657,705.31	0.00	22,671,852.93	0.00	24,783,951.78	487,631.04	3,306,020.00	
FinEx (of Applicable)		0.00	0.00	0.00	0.00	0.00	0.00	0.00	0.00	0.00	0.00	0.00	0.00	0.00	0.00	0.00	0.00	0.00	0.00	0.00	0.00	0.00	
CD		12,000,000.00	(1,500,000.00)	10,500,000.00	10,500,000.00	0.00	0.00	10,500,000.00	2,191,333.98	3,318,866.32	0.00	0.00	5,510,200.30	2,191,333.98	3,318,866.32	0.00	0.00	5,510,200.30	0.00	0.00	0.00	0.00	
Sub-Total Agency Specific Budget		129,957,095.00	(8,011,700.00)	121,945,395.00	121,945,395.00	0.00	0.00	121,945,395.00	28,208,344.48	18,981,936.77	23,195,244.38	0.00	60,385,525.53	25,537,115.31	18,969,143.41	22,279,906.83	0.00	66,826,165.55	0.00	51,638,674.82	1,339,845.90	4,099,428.00	
PS		48,746,090.00	0.00	48,746,090.00	48,746,090.00	0.00	0.00	48,746,090.00	11,028,241.44	12,206,147.84	16,407,145.47	0.00	39,641,534.75	11,028,241.44	12,206,147.84	16,407,145.47	0.00	49,641,534.75	0.00	14,631,165.45	197,887.14	231,800.00	
MOOE		71,211,005.00	(6,511,700.00)	64,699,305.00	64,699,305.00	0.00	0.00	64,699,305.00	14,961,489.34	1,977,121.81	12,648,108.43	0.00	20,888,790.58	10,508,873.87	2,637,534.43	11,872,761.36	0.00	34,379,166.17	0.00	37,007,509.37	1,141,858.38	3,773,620.00	
FinEx (of Applicable)		0.00	0.00	0.00	0.00	0.00	0.00	0.00	0.00	0.00	0.00	0.00	0.00	0.00	0.00	0.00	0.00	0.00	0.00	0.00	0.00	0.00	
CD		10,000,000.00	(8,500,000.00)	1,500,000.00	1,500,000.00	0.00	0.00	1,500,000.00	2,181,233.68	4,718,666.32	0.00	0.00	6,900,000.00	2,181,233.68	4,718,666.32	0.00	0.00	6,900,000.00	0.00	0.00	0.00	0.00	
U. Automatic Appropriations		3,828,693.00	(2,718,842.00)	1,109,851.00	1,109,851.00	0.00	0.00	1,109,851.00	0.00	0.00	0.00	0.00	0.00	0.00	0.00	0.00	0.00	0.00	0.00	0.00	0.00	0.00	
Specific Budgets of National Government Agencies		3,828,693.00	(2,718,842.00)	1,109,851.00	1,109,851.00	0.00	0.00	1,109,851.00	0.00	0.00	0.00	0.00	0.00	0.00	0.00	0.00	0.00	0.00	0.00	0.00	0.00	0.00	
Ratification and Life Insurance Premiums		3,828,693.00	(2,718,842.00)	1,109,851.00	1,109,851.00	0.00	0.00	1,109,851.00	0.00	0.00	0.00	0.00	0.00	0.00	0.00	0.00	0.00	0.00	0.00	0.00	0.00	0.00	
PS		3,828,693.00	(2,718,842.00)	1,109,851.00	1,109,851.00	0.00	0.00	1,109,851.00	0.00	0.00	0.00	0.00	0.00	0.00	0.00	0.00	0.00	0.00	0.00	0.00	0.00	0.00	
Sub-Total E. Automatic Appropriations		3,828,693.00	(2,718,842.00)	1,109,851.00	1,109,851.00	0.00	0.00	1,109,851.00	0.00	0.00	0.00	0.00	0.00	0.00	0.00	0.00	0.00	0.00	0.00	0.00	0.00	0.00	
PS		3,828,693.00	(2,718,842.00)	1,109,851.00	1,109,851.00	0.00	0.00	1,109,851.00	0.00	0.00	0.00	0.00	0.00	0.00	0.00	0.00	0.00	0.00	0.00	0.00	0.00	0.00	
MOOE		0.00	0.00	0.00	0.00	0.00	0.00	0.00	0.00	0.00	0.00	0.00	0.00	0.00	0.00	0.00	0.00	0.00	0.00	0.00	0.00	0.00	
FinEx		0.00	0.00	0.00	0.00	0.00	0.00	0.00	0.00	0.00	0.00	0.00	0.00	0.00	0.00	0.00	0.00	0.00	0.00	0.00	0.00	0.00	
CD		0.00	0.00	0.00	0.00	0.00	0.00	0.00	0.00	0.00	0.00	0.00	0.00	0.00	0.00	0.00	0.00	0.00	0.00	0.00	0.00	0.00	
W. Special Purpose Fund		0.00	0.00	0.00	0.00	0.00	0.00	0.00	0.00	0.00	0.00	0.00	0.00	0.00	0.00	0.00	0.00	0.00	0.00	0.00	0.00	0.00	
Miscellaneous Personal Benefits Fund		0.00	0.00	0.00	0.00	0.00	0.00	0.00	0.00	0.00	0.00	0.00	0.00	0.00	0.00	0.00	0.00	0.00	0.00	0.00	0.00	0.00	
PS		0.00	0.00	0.00	0.00	0.00	0.00	0.00	0.00	0.00	0.00	0.00	0.00	0.00	0.00	0.00	0.00	0.00	0.00	0.00	0.00	0.00	
Pension and Disability Fund		0.00	0.00	0.00	0.00	0.00	0.00	0.00	0.00	0.00	0.00	0.00	0.00	0.00	0.00	0.00	0.00	0.00	0.00	0.00	0.00	0.00	
PS		0.00	0.00	0.00	0.00	0.00	0.00	0.00	0.00	0.00	0.00	0.00	0.00	0.00	0.00	0.00	0.00	0.00	0.00	0.00	0.00	0.00	
Sub-Total W. Special Purpose Fund		0.00	0.00	0.00	0.00	0.00	0.00	0.00	0.00	0.00	0.00	0.00	0.00	0.00	0.00	0.00	0.00	0.00	0.00	0.00	0.00	0.00	
PS		0.00	0.00	0.00	0.00	0.00	0.00	0.00	0.00	0.00	0.00	0.00	0.00	0.00	0.00	0.00	0.00	0.00	0.00	0.00	0.00	0.00	
MOOE		0.00	0.00	0.00	0.00	0.00	0.00	0.00	0.00	0.00	0.00	0.00	0.00	0.00	0.00	0.00	0.00	0.00	0.00	0.00	0.00	0.00	
FinEx		0.00	0.00	0.00	0.00	0.00	0.00	0.00	0.00	0.00	0.00	0.00	0.00	0.00	0.00	0.00	0.00	0.00	0.00	0.00	0.00	0.00	
CD		0.00	0.00	0.00	0.00	0.00	0.00	0.00	0.00	0.00	0.00	0.00	0.00	0.00	0.00	0.00	0.00	0.00	0.00	0.00	0.00	0.00	
GRAND TOTAL		131,546,580.00	(6,831,233.00)	124,715,347.00	124,715,347.00	0.00	0.00	124,715,347.00	28,208,344.48	18,981,936.77	23,195,244.38	0.00	60,385,525.53	25,537,115.31	18,969,143.41	22,279,906.83	0.00	66,826,165.55	0.00	51,638,674.82	1,339,845.90	4,099,428.00	
PS		52,391,790.00	(1,887,400.00)	50,504,390.00	50,504,390.00	0.00	0.00	50,504,390.00	11,028,241.44	12,206,147.84	16,407,145.47	0.00	39,641,534.75	11,028,241.44	12,206,147.84	16,407,145.47	0.00	49,641,534.75	0.00	14,631,165.45	197,887.14	231,800.00	
MOOE		71,211,005.00	(6,511,700.00)	64,699,305.00	64,699,305.00	0.00	0.00	64,699,305.00	14,961,489.34	1,977,121.81	12,648,108.43	0.00	20,888,790.58	10,508,873.87	2,637,534.43	11,872,761.36	0.00	34,379,166.17	0.00	37,007,509.37	1,141,858.38	3,773,620.00	

This report was generated using the Unified Reporting System on 21/10/2020 14:53 version: FAR.1.1.5 ; Status : SUBMITTED

Department : Department of Science and Technology (DOST)
 Agency/Entity : Technology Application and Promotion Institute
 Operating Unit : < not applicable >
 Organization Code : 19 020 000000
 Fund Cluster : 01 Regular Agency Fund
 (e.g. UACS Fund Cluster: 01-Regular Agency Fund, 02-Foreign Assisted Projects Fund, 03-Special Account-Locally Funded/Domestic Grants Fund, and 04-Special Account-Foreign Assisted/Foreign Grants Fund)

X	Current Year Appropriations
	Supplemental
	Continuing Appropriations

Particulars	UACS CODE	Appropriations			Allocations				Current Year Obligations					Current Year Disbursements					Balances					
		Authorized Appropriations	Adjustments (Transfer To/From, Modification)	Adjusted Appropriations	Allocations Received	Adjustments (Reductions, Modification, Augmentations)	Transfer To	Transfer From	Adjusted Total Allocations	1st Quarter Ending March 31	2nd Quarter Ending June 30	3rd Quarter Ending Sept. 30	4th Quarter Ending Dec. 31	TOTAL	1st Quarter Ending March 31	2nd Quarter Ending June 30	3rd Quarter Ending Sept. 30	4th Quarter Ending Dec. 31	TOTAL	Unreleased Apprs	Unobligated Allocations	Unpaid Obligations (15-20)+(23+24)		
		3	4	5=(3+4)	6	7	8	9	10=(6+7+8+9)	11	12	13	14	15=(11+12+13+14)	16	17	18	19	20=(16+17+18+19)	21	22	23	24	
CO		10,000,000.00	(1,500,000.00)	8,500,000.00	6,500,000.00	0.00	0.00	0.00	6,500,000.00	2,181,333.68	4,318,666.32	0.00	0.00	6,500,000.00	2,181,333.68	4,318,666.32	0.00	0.00	6,500,000.00	0.00	0.00	0.00	0.00	
Recapitulation by OO:																								
I Agency Specific Budget		88,278,000.00	0.00	88,278,000.00	89,859,300.00	0.00	0.00	0.00	89,859,300.00	29,841,666.49	11,716,334.03	15,755,403.81	0.00	48,112,994.33	16,181,214.51	13,219,074.91	14,868,253.27	0.00	44,399,042.69	7,746,700.00	42,416,609.92	482,821.64	3,309,020.00	
TECHNOLOGY APPLICATOR AND INVENTION DEVELOPMENT PROGRAM		88,278,000.00	0.00	88,278,000.00	89,859,300.00	0.00	0.00	0.00	89,859,300.00	29,841,666.49	11,716,334.03	15,755,403.81	0.00	48,112,994.33	16,181,214.51	13,219,074.91	14,868,253.27	0.00	44,399,042.69	7,746,700.00	42,416,609.92	482,821.64	3,309,020.00	

Certified Correct:

 JOSEPHINE Q. REYES
 Budget Officer
 Date: 2020-10-21 14:00:48.0

Certified Correct:

Recommending Approval:

 JOYCE N. AGUILAR
 Chief FAD
 Date: 2020-10-21 14:16

Approved By:

 EDGAR L. GARCIA
 Director
 Date: 2020-10-21 14:33

STATEMENT OF APPROPRIATIONS, ALLOTMENTS, OBLIGATIONS, DISBURSEMENTS AND BALANCES
As at the Quarter Ending June 30, 2020

X	Current Year Appropriations
	Supplemental
	Continuing Appropriations

Department : Department of Science and Technology (DOST)
 Agency/Entity : Technology Application and Promotion Institute
 Operating Unit : < not applicable >
 Organization Code : 19 020 0000000
 Fund Cluster : 01 Regular Agency Fund

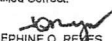
(e.g. UACS Fund Cluster: 01-Regular Agency Fund, 02-Foreign Assisted Projects Fund, 03-Special Account-Locally Funded/Domestic Grants Fund, and 04-Special Account-Foreign Assisted/Foreign Grants Fund)


Particulars	UACS CODE	Appropriations			Allotments			Current Year Obligations					Current Year Disbursements				Balances						
		Authorized Appropriations	Adjustments (Transfer To/From, Modifications)	Adjusted Appropriations	Allotments Received	Adjustments (Reductions, Modifications, Augmentations)	Transfer To	Transfer From	Adjusted Total Allotments	1st Quarter Ending March 31	2nd Quarter Ending June 30	3rd Quarter Ending Sept. 30	4th Quarter Ending Dec. 31	TOTAL	1st Quarter Ending March 31	2nd Quarter Ending June 30	3rd Quarter Ending Sept. 30	4th Quarter Ending Dec. 31	TOTAL	Unreleased Appro	Unobligated Allotments	Unpaid Obligations (15-20)=(23+24)	
		3	4	5=(3+4)	6	7	8	9	10=(8+(-)-7)-8+9	11	12	13	14	15=(11+12+13+14)	16	17	18	19	20=(16+17+18+19)	21	22	23	24
I. Agency Specific Budget		129,957,000.00	0.00	129,957,000.00	129,957,000.00	0.00	0.00	0.00	129,957,000.00	26,206,544.46	19,741,172.05	0.00	0.00	47,949,517.41	23,337,115.33	20,125,990.59	0.00	0.00	43,483,095.92	0.00	82,007,482.59	948,135.44	3,337,286.05
General Administration and Support	1000000000000000	31,881,000.00	0.00	31,881,000.00	31,881,000.00	0.00	0.00	0.00	31,881,000.00	7,587,277.97	8,024,948.92	0.00	0.00	15,592,226.89	7,175,400.82	6,908,905.98	0.00	0.00	14,082,306.50	0.00	18,088,773.11	236,834.34	1,273,286.05
General Management and Supervision	100000100001000	30,510,000.00	0.00	30,510,000.00	30,510,000.00	0.00	0.00	0.00	30,510,000.00	7,587,277.97	8,885,711.74	0.00	0.00	14,432,989.71	7,175,400.82	5,747,588.50	0.00	0.00	12,923,069.32	0.00	16,977,910.29	236,834.34	1,273,286.05
PS		22,787,000.00	0.00	22,787,000.00	22,787,000.00	0.00	0.00	0.00	22,787,000.00	5,757,447.39	5,628,392.84	0.00	0.00	11,386,840.23	5,757,447.39	5,392,787.84	0.00	0.00	11,140,235.23	0.00	11,381,159.77	13,805.00	231,800.00
MOOE		7,743,000.00	0.00	7,743,000.00	7,743,000.00	0.00	0.00	0.00	7,743,000.00	1,809,830.58	1,237,318.90	0.00	0.00	3,047,149.48	1,417,953.43	364,000.00	0.00	0.00	1,782,834.09	0.00	4,895,850.52	222,829.34	1,041,486.05
Administration of Personnel Benefits	100000100002000	1,171,000.00	0.00	1,171,000.00	1,171,000.00	0.00	0.00	0.00	1,171,000.00	0.00	1,159,237.16	0.00	0.00	1,159,237.16	0.00	1,159,237.16	0.00	0.00	1,159,237.16	0.00	11,782.82	0.00	0.00
PS		1,171,000.00	0.00	1,171,000.00	1,171,000.00	0.00	0.00	0.00	1,171,000.00	0.00	1,159,237.16	0.00	0.00	1,159,237.16	0.00	1,159,237.16	0.00	0.00	1,159,237.16	0.00	11,782.82	0.00	0.00
Sub-Total, General Administration and Support		31,881,000.00	0.00	31,881,000.00	31,881,000.00	0.00	0.00	0.00	31,881,000.00	7,587,277.97	8,024,948.92	0.00	0.00	15,592,226.89	7,175,400.82	6,908,905.98	0.00	0.00	14,082,306.50	0.00	18,088,773.11	236,834.34	1,273,286.05
PS		23,936,000.00	0.00	23,936,000.00	23,936,000.00	0.00	0.00	0.00	23,936,000.00	5,757,447.39	6,787,830.02	0.00	0.00	12,545,077.41	5,757,447.39	5,542,025.02	0.00	0.00	12,299,472.41	0.00	11,302,922.59	13,805.00	231,800.00
MOOE		7,743,000.00	0.00	7,743,000.00	7,743,000.00	0.00	0.00	0.00	7,743,000.00	1,809,830.58	1,237,318.90	0.00	0.00	3,047,149.48	1,417,953.43	364,000.00	0.00	0.00	1,782,834.09	0.00	4,895,850.52	222,829.34	1,041,486.05
FinEx (if Applicable)		0.00	0.00	0.00	0.00	0.00	0.00	0.00	0.00	0.00	0.00	0.00	0.00	0.00	0.00	0.00	0.00	0.00	0.00	0.00	0.00	0.00	0.00
CO		0.00	0.00	0.00	0.00	0.00	0.00	0.00	0.00	0.00	0.00	0.00	0.00	0.00	0.00	0.00	0.00	0.00	0.00	0.00	0.00	0.00	0.00
Operations	3000000000000000	98,278,000.00	0.00	98,278,000.00	98,278,000.00	0.00	0.00	0.00	98,278,000.00	20,841,068.49	11,716,224.03	0.00	0.00	32,357,290.52	18,181,714.51	13,219,074.91	0.00	0.00	29,380,789.42	0.00	65,918,709.48	712,501.10	2,284,000.00
OO : Filipinos protecting and venturing for innovative and emerging technology based projects		98,278,000.00	0.00	98,278,000.00	98,278,000.00	0.00	0.00	0.00	98,278,000.00	20,841,068.49	11,716,224.03	0.00	0.00	32,357,290.52	18,181,714.51	13,219,074.91	0.00	0.00	29,380,789.42	0.00	65,918,709.48	712,501.10	2,284,000.00
TECHNOLOGY APPLICATION AND INVENTION DEVELOPMENT PROGRAM		98,278,000.00	0.00	98,278,000.00	98,278,000.00	0.00	0.00	0.00	98,278,000.00	20,841,068.49	11,716,224.03	0.00	0.00	32,357,290.52	18,181,714.51	13,219,074.91	0.00	0.00	29,380,789.42	0.00	65,918,709.48	712,501.10	2,284,000.00
Technology Application, Promotion and Commercialization	310100100001000	82,638,000.00	0.00	82,638,000.00	82,638,000.00	0.00	0.00	0.00	82,638,000.00	11,845,383.88	4,289,352.35	0.00	0.00	16,114,736.33	9,889,951.95	5,554,425.46	0.00	0.00	15,544,377.43	0.00	46,523,263.67	570,358.90	0.00
PS		17,428,000.00	0.00	17,428,000.00	17,428,000.00	0.00	0.00	0.00	17,428,000.00	3,411,879.24	4,289,352.35	0.00	0.00	7,881,231.59	3,411,879.24	4,289,352.35	0.00	0.00	7,881,231.59	0.00	9,744,788.41	0.00	0.00
MOOE		45,212,000.00	0.00	45,212,000.00	45,212,000.00	0.00	0.00	0.00	45,212,000.00	8,433,504.74	0.00	0.00	0.00	8,433,504.74	6,578,072.71	1,285,073.13	0.00	0.00	7,863,145.84	0.00	36,778,495.26	570,358.90	0.00
Technology and Invention Development Assistance	310100100002000	35,638,000.00	0.00	35,638,000.00	35,638,000.00	0.00	0.00	0.00	35,638,000.00	8,795,682.51	7,446,871.66	0.00	0.00	16,242,554.19	6,171,782.59	7,864,649.43	0.00	0.00	13,838,411.99	0.00	19,395,445.81	142,142.20	2,264,000.00
PS		7,378,000.00	0.00	7,378,000.00	7,378,000.00	0.00	0.00	0.00	7,378,000.00	1,896,214.81	2,386,402.45	0.00	0.00	4,284,617.26	1,896,214.81	2,386,402.45	0.00	0.00	4,284,617.26	0.00	3,091,362.74	0.00	0.00
MOOE		16,262,000.00	0.00	16,262,000.00	16,262,000.00	0.00	0.00	0.00	16,262,000.00	4,718,134.02	736,802.91	0.00	0.00	5,457,936.93	2,094,214.07	957,590.98	0.00	0.00	12,804,093.07	0.00	142,142.20	2,264,000.00	0.00
CO		10,000,000.00	0.00	10,000,000.00	10,000,000.00	0.00	0.00	0.00	10,000,000.00	2,181,333.68	4,318,666.32	0.00	0.00	6,500,000.00	2,181,333.68	4,318,666.32	0.00	0.00	6,500,000.00	0.00	3,500,000.00	0.00	0.00


Department : Department of Science and Technology (DOST)
 Agency/Entity : Technology Application and Promotion Institute
 Operating Unit : < not applicable >
 Organization Code : 19 020 0000000
 Fund Cluster : 01 Regular Agency Fund
 (e.g. UACS Fund Cluster: 01-Regular Agency Fund, 02-Foreign Assisted Projects Fund, 03-Special Account-Locally Funded/Domestic Grants Fund, and 04-Special Account-Foreign Assisted/Foreign Grants Fund)


X	Current Year Appropriations
	Supplemental
	Continuing Appropriations

Particulars	UACS CODE	Appropriations			Allotments			Current Year Obligations					Current Year Disbursements					Balances					
		Authorized Appropriations	Adjustments (Transfer To/From, Modifications)	Adjusted Appropriations	Allotments Received	Adjustments (Reductions, Modifications, Augmentations)	Transfer To	Transfer From	Adjusted Total Allotments	1st Quarter Ending March 31	2nd Quarter Ending June 30	3rd Quarter Ending Sept. 30	4th Quarter Ending Dec. 31	TOTAL	1st Quarter Ending March 31	2nd Quarter Ending June 30	3rd Quarter Ending Sept. 30	4th Quarter Ending Dec. 31	TOTAL	Unreleased Appro	Unobligated Allotments	Unpaid Obligations (15-20)+(23+24)	
		3	4	5=(3+4)	6	7	8	9	10=[(6+(-7))-8+9]	11	12	13	14	15=(11+12+13+14)	16	17	18	19	20=(16+17+18+19)	21	22	23	24
Recapitulation by CO:																							
I. Agency Specific Budget		98,278,000.00	0.00	98,278,000.00	98,278,000.00	0.00	0.00	0.00	98,278,000.00	20,641,086.49	11,718,224.63	0.00	0.00	32,357,290.52	18,161,714.51	13,219,074.91	0.00	0.00	29,380,789.42	0.00	65,918,709.46	712,501.10	2,264,000.00
TECHNOLOGY APPLICATION AND INVENTION DEVELOPMENT PROGRAM		98,278,000.00	0.00	98,278,000.00	98,278,000.00	0.00	0.00	0.00	98,278,000.00	20,641,086.49	11,718,224.63	0.00	0.00	32,357,290.52	18,161,714.51	13,219,074.91	0.00	0.00	29,380,789.42	0.00	65,918,709.46	712,501.10	2,264,000.00

Certified Correct:

 JOSEPHINE Q. REYES
 Budget Officer
 Date: 2020-07-15 14:18:06.0

Certified Correct:

 FLORENCIO PANGILINAN
 Chief Accountant
 Date: 2020-07-15 14:18:06.0

Recommending Approval:

 JOYDON AGUILAR
 Chief Administrative Officer
 Date: 2020-07-15 14:19

Approved By:

 ENGR. EDGAR I. GARCIA
 Director
 Date: 2020-07-15 14:34

STATEMENT OF APPROPRIATIONS, ALLOTMENTS, OBLIGATIONS, DISBURSEMENTS AND BALANCES
As at the Quarter Ending March 31, 2020

Department : Department of Science and Technology (DOST)
 Agency/Entity : Technology Application and Promotion Institute
 Operating Unit : < not applicable >
 Organization Code : 19 020 0000000
 Fund Cluster : 01 Regular Agency Fund
 (e.g. UACS Fund Cluster: 01-Regular Agency Fund, 02-Foreign Assisted Projects Fund, 03-Special Account-Locally Funded/Domestic Grants Fund, and 04-Special Account-Foreign Assisted/Foreign Grants Fund)

X	Current Year Appropriations
	Supplemental Appropriations
	Continuing Appropriations


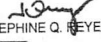
Particulars	UACS CODE	Appropriations			Allotments			Current Year Obligations							Current Year Disbursements					Balances			
		Authorized Appropriations	Adjustments (Transfer To/From, Modifications)	Adjusted Appropriations	Allotments Received	Adjustments (Reductions, Modifications, Augmentations)	Transfer To	Transfer From	Adjusted Total Allotments	1st Quarter Ending March 31	2nd Quarter Ending June 30	3rd Quarter Ending Sept. 30	4th Quarter Ending Dec. 31	TOTAL	1st Quarter Ending March 31	2nd Quarter Ending June 30	3rd Quarter Ending Sept. 30	4th Quarter Ending Dec. 31	TOTAL	Unreleased Appro *	Unobligated Allotments	Unpaid Obligations (15-20)=(23+24)	
		3	4	5=(3+4)	6	7	8	9	10=[(6+(-)7)-8+9]	11	12	13	14	15=(11+12+13+14)	16	17	18	19	20=(16+17+18+19)	21	22	23	24
I. Agency Specific Budget		129,957,000.00	0.00	129,957,000.00	129,957,000.00	0.00	0.00	0.00	129,957,000.00	26,208,344.46	0.00	0.00	0.00	26,208,344.46	23,337,115.33	0.00	0.00	0.00	23,337,115.33	0.00	101,748,655.54	4,871,229.13	
General Administration and Support	1000000000000000	31,681,000.00	0.00	31,681,000.00	31,681,000.00	0.00	0.00	0.00	31,681,000.00	7,567,277.97	0.00	0.00	0.00	7,567,277.97	7,175,400.82	0.00	0.00	0.00	7,175,400.82	0.00	24,113,722.03	391,877.15	
General Management and Supervision	100000100001000	30,510,000.00	0.00	30,510,000.00	30,510,000.00	0.00	0.00	0.00	30,510,000.00	7,567,277.97	0.00	0.00	0.00	7,567,277.97	7,175,400.82	0.00	0.00	0.00	7,175,400.82	0.00	22,942,722.03	391,877.15	
PS		22,767,000.00	0.00	22,767,000.00	22,767,000.00	0.00	0.00	0.00	22,767,000.00	5,757,447.39	0.00	0.00	0.00	5,757,447.39	5,757,447.39	0.00	0.00	0.00	5,757,447.39	0.00	17,009,552.81	0.00	
MOOE		7,743,000.00	0.00	7,743,000.00	7,743,000.00	0.00	0.00	0.00	7,743,000.00	1,809,830.58	0.00	0.00	0.00	1,809,830.58	1,417,953.43	0.00	0.00	0.00	1,417,953.43	0.00	5,933,169.42	391,877.15	
Administration of Personnel Benefits	100000100002000	1,171,000.00	0.00	1,171,000.00	1,171,000.00	0.00	0.00	0.00	1,171,000.00	0.00	0.00	0.00	0.00	0.00	0.00	0.00	0.00	0.00	0.00	0.00	1,171,000.00	0.00	
PS		1,171,000.00	0.00	1,171,000.00	1,171,000.00	0.00	0.00	0.00	1,171,000.00	0.00	0.00	0.00	0.00	0.00	0.00	0.00	0.00	0.00	0.00	0.00	1,171,000.00	0.00	
Sub-Total, General Administration and Support		31,681,000.00	0.00	31,681,000.00	31,681,000.00	0.00	0.00	0.00	31,681,000.00	7,567,277.97	0.00	0.00	0.00	7,567,277.97	7,175,400.82	0.00	0.00	0.00	7,175,400.82	0.00	24,113,722.03	391,877.15	
PS		23,638,000.00	0.00	23,638,000.00	23,638,000.00	0.00	0.00	0.00	23,638,000.00	5,757,447.39	0.00	0.00	0.00	5,757,447.39	5,757,447.39	0.00	0.00	0.00	5,757,447.39	0.00	18,180,552.61	0.00	
MOOE		7,743,000.00	0.00	7,743,000.00	7,743,000.00	0.00	0.00	0.00	7,743,000.00	1,809,830.58	0.00	0.00	0.00	1,809,830.58	1,417,953.43	0.00	0.00	0.00	1,417,953.43	0.00	5,933,169.42	391,877.15	
FinEx (if Applicable)		0.00	0.00	0.00	0.00	0.00	0.00	0.00	0.00	0.00	0.00	0.00	0.00	0.00	0.00	0.00	0.00	0.00	0.00	0.00	0.00	0.00	
CO		0.00	0.00	0.00	0.00	0.00	0.00	0.00	0.00	0.00	0.00	0.00	0.00	0.00	0.00	0.00	0.00	0.00	0.00	0.00	0.00	0.00	
Operations	3000000000000000	98,276,000.00	0.00	98,276,000.00	98,276,000.00	0.00	0.00	0.00	98,276,000.00	20,641,066.49	0.00	0.00	0.00	20,641,066.49	16,161,714.51	0.00	0.00	0.00	16,161,714.51	0.00	77,634,933.51	4,479,351.98	
OO : Filipino protecting and venturing for innovative and emerging technology based projects increased		98,276,000.00	0.00	98,276,000.00	98,276,000.00	0.00	0.00	0.00	98,276,000.00	20,641,066.49	0.00	0.00	0.00	20,641,066.49	16,161,714.51	0.00	0.00	0.00	16,161,714.51	0.00	77,634,933.51	4,479,351.98	
TECHNOLOGY APPLICATION AND INVENTION DEVELOPMENT PROGRAM		98,276,000.00	0.00	98,276,000.00	98,276,000.00	0.00	0.00	0.00	98,276,000.00	20,641,066.49	0.00	0.00	0.00	20,641,066.49	16,161,714.51	0.00	0.00	0.00	16,161,714.51	0.00	77,634,933.51	4,479,351.98	
Technology Application, Promotion and Commercialization	310100100001000	62,638,000.00	0.00	62,638,000.00	62,638,000.00	0.00	0.00	0.00	62,638,000.00	11,845,383.98	0.00	0.00	0.00	11,845,383.98	9,989,951.95	0.00	0.00	0.00	9,989,951.95	0.00	50,792,616.02	1,855,432.03	
PS		17,426,000.00	0.00	17,426,000.00	17,426,000.00	0.00	0.00	0.00	17,426,000.00	3,411,879.24	0.00	0.00	0.00	3,411,879.24	3,411,879.24	0.00	0.00	0.00	3,411,879.24	0.00	14,014,120.76	0.00	
MOOE		45,212,000.00	0.00	45,212,000.00	45,212,000.00	0.00	0.00	0.00	45,212,000.00	8,433,504.74	0.00	0.00	0.00	8,433,504.74	6,578,072.71	0.00	0.00	0.00	6,578,072.71	0.00	36,778,495.26	1,855,432.03	
Technology and Invention Development Assistance	310100100002000	35,638,000.00	0.00	35,638,000.00	35,638,000.00	0.00	0.00	0.00	35,638,000.00	8,795,682.51	0.00	0.00	0.00	8,795,682.51	6,171,762.56	0.00	0.00	0.00	6,171,762.56	0.00	26,842,317.49	2,623,919.95	
PS		7,376,000.00	0.00	7,376,000.00	7,376,000.00	0.00	0.00	0.00	7,376,000.00	1,896,214.81	0.00	0.00	0.00	1,896,214.81	1,896,214.81	0.00	0.00	0.00	1,896,214.81	0.00	5,479,785.19	0.00	
MOOE		18,262,000.00	0.00	18,262,000.00	18,262,000.00	0.00	0.00	0.00	18,262,000.00	4,718,134.02	0.00	0.00	0.00	4,718,134.02	2,094,214.07	0.00	0.00	0.00	2,094,214.07	0.00	13,543,865.98	2,623,919.95	
CO		10,000,000.00	0.00	10,000,000.00	10,000,000.00	0.00	0.00	0.00	10,000,000.00	2,161,333.68	0.00	0.00	0.00	2,161,333.68	2,161,333.68	0.00	0.00	0.00	2,161,333.68	0.00	7,618,666.32	0.00	

X	Current Year Appropriations
	Supplemental Appropriations
	Continuing Appropriations

Department : Department of Science and Technology (DOST)
 Agency/Entity : Technology Application and Promotion Institute
 Operating Unit : < not applicable >
 Organization Code : 19 020 0000000
 Fund Cluster : 01 Regular Agency Fund
 (e.g. UACS Fund Cluster: 01-Regular Agency Fund, 02-Foreign Assisted Projects Fund, 03-Special Account-Locally Funded/Domestic Grants Fund, and 04-Special Account-Foreign Assisted/Foreign Grants Fund)

Particulars	UACS CODE	Appropriations			Allotments			Current Year Obligations					Current Year Disbursements				Balances						
		Authorized Appropriations	Adjustments (Transfer To/From, Modifications/)	Adjusted Appropriations	Allotments Received	Adjustments (Reductions, Modifications/ Augmentations)	Transfer To	Transfer From	Adjusted Total Allotments	1st Quarter Ending March 31	2nd Quarter Ending June 30	3rd Quarter Ending Sept. 30	4th Quarter Ending Dec. 31	TOTAL	1st Quarter Ending March 31	2nd Quarter Ending June 30	3rd Quarter Ending Sept. 30	4th Quarter Ending Dec. 31	TOTAL	Unreleased Appro	Unobligated Allotments	Unpaid Obligations (15-20)+(23+24)	
		3	4	5=(3+4)	6	7	8	9	10=[(8+(-)7)+8+9]	11	12	13	14	15=(11+12+13+14)	16	17	18	19	20=(16+17+18+19)	21	22	23	24
Sub-Total, Operations		98,276,000.00	0.00	98,276,000.00	98,276,000.00	0.00	0.00	0.00	98,276,000.00	20,641,066.49	0.00	0.00	0.00	20,641,066.49	16,181,714.51	0.00	0.00	0.00	16,181,714.51	0.00	77,834,933.51	4,479,351.98	0.00
PS		24,802,000.00	0.00	24,802,000.00	24,802,000.00	0.00	0.00	0.00	24,802,000.00	5,308,094.05	0.00	0.00	0.00	5,308,094.05	5,308,094.05	0.00	0.00	0.00	5,308,094.05	0.00	19,493,905.95	0.00	0.00
MOOE		63,474,000.00	0.00	63,474,000.00	63,474,000.00	0.00	0.00	0.00	63,474,000.00	13,151,638.76	0.00	0.00	0.00	13,151,638.76	8,672,286.78	0.00	0.00	0.00	8,672,286.78	0.00	50,322,361.24	4,479,351.98	0.00
FinEx (if Applicable)		0.00	0.00	0.00	0.00	0.00	0.00	0.00	0.00	0.00	0.00	0.00	0.00	0.00	0.00	0.00	0.00	0.00	0.00	0.00	0.00	0.00	0.00
CO		10,000,000.00	0.00	10,000,000.00	10,000,000.00	0.00	0.00	0.00	10,000,000.00	2,181,333.68	0.00	0.00	0.00	2,181,333.68	2,181,333.68	0.00	0.00	0.00	2,181,333.68	0.00	7,818,666.32	0.00	0.00
Sub-Total, I. Agency Specific Budget		129,957,000.00	0.00	129,957,000.00	129,957,000.00	0.00	0.00	0.00	129,957,000.00	28,208,344.46	0.00	0.00	0.00	28,208,344.46	23,337,115.33	0.00	0.00	0.00	23,337,115.33	0.00	101,748,655.54	4,871,229.13	0.00
PS		48,740,000.00	0.00	48,740,000.00	48,740,000.00	0.00	0.00	0.00	48,740,000.00	11,065,541.44	0.00	0.00	0.00	11,065,541.44	11,065,541.44	0.00	0.00	0.00	11,065,541.44	0.00	37,674,458.56	0.00	0.00
MOOE		71,217,000.00	0.00	71,217,000.00	71,217,000.00	0.00	0.00	0.00	71,217,000.00	14,961,469.34	0.00	0.00	0.00	14,961,469.34	10,090,240.21	0.00	0.00	0.00	10,090,240.21	0.00	56,255,530.66	4,871,229.13	0.00
FinEx (if Applicable)		0.00	0.00	0.00	0.00	0.00	0.00	0.00	0.00	0.00	0.00	0.00	0.00	0.00	0.00	0.00	0.00	0.00	0.00	0.00	0.00	0.00	0.00
CO		10,000,000.00	0.00	10,000,000.00	10,000,000.00	0.00	0.00	0.00	10,000,000.00	2,181,333.68	0.00	0.00	0.00	2,181,333.68	2,181,333.68	0.00	0.00	0.00	2,181,333.68	0.00	7,818,666.32	0.00	0.00
II. Automatic Appropriations		3,628,000.00	0.00	3,628,000.00	3,628,000.00	0.00	0.00	0.00	3,628,000.00	912,458.44	0.00	0.00	0.00	912,458.44	912,458.44	0.00	0.00	0.00	912,458.44	0.00	2,715,541.56	0.00	0.00
Specific Budgets of National Government Agencies		3,628,000.00	0.00	3,628,000.00	3,628,000.00	0.00	0.00	0.00	3,628,000.00	912,458.44	0.00	0.00	0.00	912,458.44	912,458.44	0.00	0.00	0.00	912,458.44	0.00	2,715,541.56	0.00	0.00
Retirement and Life Insurance Premiums		3,628,000.00	0.00	3,628,000.00	3,628,000.00	0.00	0.00	0.00	3,628,000.00	912,458.44	0.00	0.00	0.00	912,458.44	912,458.44	0.00	0.00	0.00	912,458.44	0.00	2,715,541.56	0.00	0.00
PS		3,628,000.00	0.00	3,628,000.00	3,628,000.00	0.00	0.00	0.00	3,628,000.00	912,458.44	0.00	0.00	0.00	912,458.44	912,458.44	0.00	0.00	0.00	912,458.44	0.00	2,715,541.56	0.00	0.00
Sub-Total II. Automatic Appropriations		3,628,000.00	0.00	3,628,000.00	3,628,000.00	0.00	0.00	0.00	3,628,000.00	912,458.44	0.00	0.00	0.00	912,458.44	912,458.44	0.00	0.00	0.00	912,458.44	0.00	2,715,541.56	0.00	0.00
PS		3,628,000.00	0.00	3,628,000.00	3,628,000.00	0.00	0.00	0.00	3,628,000.00	912,458.44	0.00	0.00	0.00	912,458.44	912,458.44	0.00	0.00	0.00	912,458.44	0.00	2,715,541.56	0.00	0.00
MOOE		0.00	0.00	0.00	0.00	0.00	0.00	0.00	0.00	0.00	0.00	0.00	0.00	0.00	0.00	0.00	0.00	0.00	0.00	0.00	0.00	0.00	0.00
FinEx		0.00	0.00	0.00	0.00	0.00	0.00	0.00	0.00	0.00	0.00	0.00	0.00	0.00	0.00	0.00	0.00	0.00	0.00	0.00	0.00	0.00	0.00
CO		0.00	0.00	0.00	0.00	0.00	0.00	0.00	0.00	0.00	0.00	0.00	0.00	0.00	0.00	0.00	0.00	0.00	0.00	0.00	0.00	0.00	0.00
GRAND TOTAL		133,585,000.00	0.00	133,585,000.00	133,585,000.00	0.00	0.00	0.00	133,585,000.00	29,120,802.90	0.00	0.00	0.00	29,120,802.90	24,249,573.77	0.00	0.00	0.00	24,249,573.77	0.00	104,464,197.10	4,871,229.13	0.00
PS		52,368,000.00	0.00	52,368,000.00	52,368,000.00	0.00	0.00	0.00	52,368,000.00	11,977,999.88	0.00	0.00	0.00	11,977,999.88	11,977,999.88	0.00	0.00	0.00	11,977,999.88	0.00	40,390,000.12	0.00	0.00
MOOE		71,217,000.00	0.00	71,217,000.00	71,217,000.00	0.00	0.00	0.00	71,217,000.00	14,961,469.34	0.00	0.00	0.00	14,961,469.34	10,090,240.21	0.00	0.00	0.00	10,090,240.21	0.00	56,255,530.66	4,871,229.13	0.00
CO		10,000,000.00	0.00	10,000,000.00	10,000,000.00	0.00	0.00	0.00	10,000,000.00	2,181,333.68	0.00	0.00	0.00	2,181,333.68	2,181,333.68	0.00	0.00	0.00	2,181,333.68	0.00	7,818,666.32	0.00	0.00
Recapitulation by OO:																							
I. Agency Specific Budget		98,276,000.00	0.00	98,276,000.00	98,276,000.00	0.00	0.00	0.00	98,276,000.00	20,641,066.49	0.00	0.00	0.00	20,641,066.49	16,181,714.51	0.00	0.00	0.00	16,181,714.51	0.00	77,834,933.51	4,479,351.98	0.00
TECHNOLOGY APPLICATION AND INVENTION DEVELOPMENT PROGRAM		98,276,000.00	0.00	98,276,000.00	98,276,000.00	0.00	0.00	0.00	98,276,000.00	20,641,066.49	0.00	0.00	0.00	20,641,066.49	16,181,714.51	0.00	0.00	0.00	16,181,714.51	0.00	77,834,933.51	4,479,351.98	0.00


Certified Correct:

 
LELANIE O. CASADO/ JOSEPHINE Q. REYES

Admin. Officer / Budget Officer

Date: 2020-04-20 12:38:40.0


Certified Correct:


FLORENCIA P. PANGLINAN

Chief Accountant

Date: 2020-04-20 12:38:40.0


Recommending Approval:


JOYCE N. AGUILAR

Chief FAD

Date: 2020-04-20 12:41:

Approved By:


EDGAR I. GARCIA

Agency/Entity Head or Authorized Representative

Date: 2020-04-20 12:43: