

STATEMENT OF APPROPRIATIONS, ALLOTMENTS, OBLIGATIONS, DISBURSEMENTS AND BALANCES
As at the Quarter Ending December 31, 2019

Department: Department of Science and Technology (DOST)
Agency/Entity: Technology Application and Promotion Institute
Operating Unit: < not applicable >
Organization Code: 19 020 000000
Fund Cluster: 01 Regular Agency Fund
(e.g. UACS Fund Cluster: 01-Regular Agency Fund, 02-Foreign Assisted Projects Fund, 03-Special Account-Locally Funded/Domestic Grants Fund, and 04-Special Account-Foreign Assisted/Foreign Grants Fund)

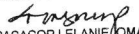
Legend table with columns: X (Current Year Appropriations), Supplemental Appropriations, Continuing Appropriations

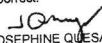
Main financial data table with columns: Particulars, UACS CODE, Appropriations, Allotments, Current Year Obligations, Current Year Disbursements, Balances (Unreleased Appro, Unobligated Allotments, Unpaid Obligations). Rows include Agency Specific Budget, General Administration and Support, and various fund clusters.

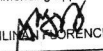
Department : Department of Science and Technology (DOST)
 Agency/Entity : Technology Application and Promotion Institute
 Operating Unit : < not applicable >
 Organization Code : 19 020 0000000
 Fund Cluster : 01 Regular Agency Fund
 (e.g. UACS Fund Cluster: 01-Regular Agency Fund, 02-Foreign Assisted Projects Fund, 03-Special Account-Locally Funded/Domestic Grants Fund, and 04-Special Account-Foreign Assisted/Foreign Grants Fund)


X	Current Year Appropriations
	Supplemental Appropriations
	Continuing Appropriations

Particulars	UACS CODE	Appropriations								Current Year Obligations							Balances							
		Authorized Appropriations	Adjustments (Transfer To/From, Modifications)	Adjusted Appropriations	Allotments Received	Adjustments (Reductions, Modifications, Augmentations)	Transfer To	Transfer From	Adjusted Total Allotments	1st Quarter Ending March 31	2nd Quarter Ending June 30	3rd Quarter Ending Sept. 30	4th Quarter Ending Dec. 31	TOTAL	1st Quarter Ending March 31	2nd Quarter Ending June 30	3rd Quarter Ending Sept. 30	4th Quarter Ending Dec. 31	TOTAL	Unreleased Appro	Unobligated Allotments	Unpaid Obligations (15-20)-(23-24)		
																						Due and Demandable	Not Yet Due and Demandable	
1	2	3	4	5=(3+4)	6	7	8	9	10=[(8+(-)-7)-8+9]	11	12	13	14	15=(11+12+13+14)	16	17	18	19	20=(16+17+18+19)	21	22	23	24	
Recapitulation by OO:																								
1. Agency Specific Budget		98,160,000.00	(1,250,000.00)	96,910,000.00	98,160,000.00	(1,250,000.00)	0.00	0.00	96,910,000.00	15,048,170.92	32,205,271.53	23,364,268.79	23,484,616.50	94,110,327.74	12,079,383.63	23,758,138.46	30,472,871.98	27,706,703.15	94,017,097.22	0.00	2,799,672.26	93,230.52	0.00	
TECHNOLOGY APPLICATION AND INVENTION DEVELOPMENT PROGRAM		98,160,000.00	(1,250,000.00)	96,910,000.00	98,160,000.00	(1,250,000.00)	0.00	0.00	96,910,000.00	15,048,170.92	32,205,271.53	23,364,268.79	23,484,616.50	94,110,327.74	12,079,383.63	23,758,138.46	30,472,871.98	27,706,703.15	94,017,097.22	0.00	2,799,672.26	93,230.52	0.00	

Certified Correct:

 CASACOP LELANIE OMALIN
 Administrative Officer
 Date: 2020-01-16 16:43:12.0

Certified Correct:

 REYES JOSEPHINE QUESADA
 Budget Officer
 Date: 2020-01-16 16:44

Recommending Approval:

 PANGILINA LORENCIA PEREZ
 OIC, FAD
 Date: 2020-01-16 16:44

Approved By:

 GARCIA EDGAR ISIT
 Agency/Entity Head or Authorized Representative
 Date: 2020-01-16 16:45

STATEMENT OF APPROPRIATIONS, ALLOTMENTS, OBLIGATIONS, DISBURSEMENTS AND BALANCES
As at the Quarter Ending December 31, 2019

Department: Department of Science and Technology (DOST)
Agency: Technology Application and Promotion Institute
Operating Unit: < not applicable >
Organization Code: 19 020 0000000
Fund Cluster: 01 Regular Agency Fund

	Current Year Appropriations
	Supplemental Appropriations
X	Continuing Appropriations

(e.g. UACS Fund Cluster: 01-Regular Agency Fund, 02-Foreign Assisted Projects Fund, 03-Special Account-Locally Funded/Domestic Grants Fund, and 04-Special Account-Foreign Assisted/Foreign Grants Fund)

Particulars	UACS CODE	Appropriations			Allotments		Current Year Obligations				Current Year Disbursements				Balances								
		Authorized Appropriations	Adjustments (Transfer To/From, Reassignment)	Adjusted Appropriations	Allotments Received	Adjustments (Withdrawal, Reassignment)	Transfer To	Transfer From	Adjusted Total Allotments	1st Quarter Ending March 31	2nd Quarter Ending June 30	3rd Quarter Ending Sept. 30	4th Quarter Ending Dec. 31	TOTAL	1st Quarter Ending March 31	2nd Quarter Ending June 30	3rd Quarter Ending Sept. 30	4th Quarter Ending Dec. 31	TOTAL	Unreleased Appro	Unobligated Allotments	Unpaid Obligations (15-20)+(23+24)	
		3	4	5=(3+4)	6	7	8	9	10=(5+(-7)+8-9)	11	12	13	14	15=(11+12+13+14)	16	17	18	19	20=(16+17+18+19)	21=(5-10)	22=(10-15)	23	24
I. Continuing Appropriations		396,930.99	0.00	396,930.99	396,930.99	0.00	0.00	0.00	396,930.99	369,113.07	0.00	4,056.77	0.00	363,169.84	331,690.72	57,380.00	4,056.77	0.00	393,127.49	0.00	3,761.14	42.35	0.00
General Administration and Support	10000000000000	396,930.99	0.00	396,930.99	396,930.99	0.00	0.00	0.00	396,930.99	369,113.07	0.00	4,056.77	0.00	363,169.84	331,690.72	57,380.00	4,056.77	0.00	393,127.49	0.00	3,761.14	42.35	0.00
General Management and Supervision	10000010001000	396,930.99	0.00	396,930.99	396,930.99	0.00	0.00	0.00	396,930.99	369,113.07	0.00	4,056.77	0.00	363,169.84	331,690.72	57,380.00	4,056.77	0.00	393,127.49	0.00	3,761.14	42.35	0.00
MOOE		367,902.08	0.00	367,902.08	367,902.08	0.00	0.00	0.00	367,902.08	361,013.07	0.00	4,056.77	0.00	363,059.84	331,690.72	49,280.00	4,056.77	0.00	385,027.49	0.00	2,832.34	42.35	0.00
CO		9,028.90	0.00	9,028.90	9,028.90	0.00	0.00	0.00	9,028.90	8,100.00	0.00	0.00	0.00	8,100.00	0.00	8,100.00	0.00	0.00	8,100.00	0.00	928.90	0.00	0.00
Sub-Total, General Administration and Support		396,930.99	0.00	396,930.99	396,930.99	0.00	0.00	0.00	396,930.99	369,113.07	0.00	4,056.77	0.00	363,169.84	331,690.72	57,380.00	4,056.77	0.00	393,127.49	0.00	3,761.14	42.35	0.00
PS		0.00	0.00	0.00	0.00	0.00	0.00	0.00	0.00	0.00	0.00	0.00	0.00	0.00	0.00	0.00	0.00	0.00	0.00	0.00	0.00	0.00	0.00
MOOE		367,902.08	0.00	367,902.08	367,902.08	0.00	0.00	0.00	367,902.08	361,013.07	0.00	4,056.77	0.00	363,059.84	331,690.72	49,280.00	4,056.77	0.00	385,027.49	0.00	2,832.34	42.35	0.00
FinEx (if Applicable)		0.00	0.00	0.00	0.00	0.00	0.00	0.00	0.00	0.00	0.00	0.00	0.00	0.00	0.00	0.00	0.00	0.00	0.00	0.00	0.00	0.00	0.00
CO		9,028.90	0.00	9,028.90	9,028.90	0.00	0.00	0.00	9,028.90	8,100.00	0.00	0.00	0.00	8,100.00	0.00	8,100.00	0.00	0.00	8,100.00	0.00	928.90	0.00	0.00
GRAND TOTAL		396,930.99	0.00	396,930.99	396,930.99	0.00	0.00	0.00	396,930.99	369,113.07	0.00	4,056.77	0.00	363,169.84	331,690.72	57,380.00	4,056.77	0.00	393,127.49	0.00	3,761.14	42.35	0.00
PS		0.00	0.00	0.00	0.00	0.00	0.00	0.00	0.00	0.00	0.00	0.00	0.00	0.00	0.00	0.00	0.00	0.00	0.00	0.00	0.00	0.00	0.00
MOOE		367,902.08	0.00	367,902.08	367,902.08	0.00	0.00	0.00	367,902.08	361,013.07	0.00	4,056.77	0.00	363,059.84	331,690.72	49,280.00	4,056.77	0.00	385,027.49	0.00	2,832.34	42.35	0.00
FinEx (if Applicable)		0.00	0.00	0.00	0.00	0.00	0.00	0.00	0.00	0.00	0.00	0.00	0.00	0.00	0.00	0.00	0.00	0.00	0.00	0.00	0.00	0.00	0.00
CO		9,028.90	0.00	9,028.90	9,028.90	0.00	0.00	0.00	9,028.90	8,100.00	0.00	0.00	0.00	8,100.00	0.00	8,100.00	0.00	0.00	8,100.00	0.00	928.90	0.00	0.00

Certified Correct:
Casacop
CASACOP LELANIE MALIN
Administrative Officer
Date: 2020-01-16 16:43:12.0

Certified Correct:
Reyes
REYES JOSEPHINE QUESADA
Budget Officer
Date: 2020-01-16 16:44

Recommending Approval:
Panglima
PANGILIMAN LORENCIA PEREZ
OIC, FAD
Date: 2020-01-16 16:44

Approved By:
Garcia
GARCIA EDGAR ISIT
Director
Date: 2020-01-16 16:45:05.0

Department: Department of Science and Technology (DOST)
 Agency: Technology Application and Promotion Institute
 Operating Unit: < not applicable >
 Organization Code: 19 020 000000
 Fund Cluster: 01 Regular Agency Fund
 (e.g. UACS Fund Cluster: 01-Regular Agency Fund, 02-Foreign Assisted Projects Fund, 03-Special Account-Locally Funded/Domestic Grants Fund, and 04-Special Account-Foreign Assisted/Foreign Grants Fund)

<input checked="" type="checkbox"/>	Current Year Appropriations
<input type="checkbox"/>	Supplemental Appropriations
<input type="checkbox"/>	Continuing Appropriations

Particulars	UACS CODE	Appropriations					Allocations		Current Year Obligations						Current Year Disbursements				Balances					
		Authorized Appropriations	Adjustments (Transfer To/From, Realignment)	Adjusted Appropriations	Allocations Received	Adjustments (Withdrawal, Realignment)	Transfer To	Transfer From	Adjusted Total Allocations	1st Quarter Ending March 31	2nd Quarter Ending June 30	3rd Quarter Ending Sept. 30	4th Quarter Ending Dec. 31	TOTAL	1st Quarter Ending March 31	2nd Quarter Ending June 30	3rd Quarter Ending Sept. 30	4th Quarter Ending Dec. 31	TOTAL	Unreleased Apprs	Unutilized Allocations	Unpaid Obligations (15-20)(21-24) <small>(Net Total Due and Demandable)</small>		
1	2	3	4	5(3+4)	6	7	8	9	10(8+9)	11	12	13	14	15(11+12+13+14)	16	17	18	19	20(16+17+18+19)	21	22	23	24	
Reclassification by CO																								
1 Agency Specific Budget		88,180,000.00	0.00	88,180,000.00	88,180,000.00	0.00	0.00	0.00	88,180,000.00	16,946,170.62	33,205,271.63	20,346,289.79	0.00	70,501,731.04	12,079,330.81	20,776,539.48	24,473,281.00	0.00	57,329,151.31	0.00	27,544,289.78	1,642,810.31	2,862,004.00	
TECHNOLOGY APPLICATION AND PROMOTION DEVELOPMENT PROGRAM		88,180,000.00	0.00	88,180,000.00	88,180,000.00	0.00	0.00	0.00	88,180,000.00	16,946,170.62	33,205,271.63	20,346,289.79	0.00	70,501,731.04	12,079,330.81	20,776,539.48	24,473,281.00	0.00	57,329,151.31	0.00	27,544,289.78	1,642,810.31	2,862,004.00	

Certified Correct:
 CASOCC/LEARNIE MALIN
 Administrative Officer
 Date: 2019-10-14 13:58:12.0

JOAN
 RUTH JACOBINA QUELAN
 Budget Officer

Recommending Approval:
 PANGILIMAN LOYCEA PEREZ
 OIC, FMD
 Date: 2019-10-14 14:01

Approved By:
 GARCIA EDGAR ISIT
 Director
 Date: 2019-10-14 14:19

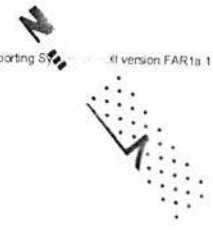
Authority:
 GARCIA JOSE BERARDO
 Officer-in-Charge
 Office of the Director
 Date: 10/15/19

STATEMENT OF APPROPRIATIONS, ALLOTMENTS, OBLIGATIONS, DISBURSEMENTS AND BALANCES
As at the Quarter Ending September 30, 2019

Department: Department of Science and Technology (DOST)
Agency/Entity: Technology Application and Promotion Institute
Operating Unit: < not applicable >
Organization Code: 19 020 0000000
Fund Cluster: 01 Regular Agency Fund
(e.g. UACS Fund Cluster: 01-Regular Agency Fund, 02-Foreign Assisted Projects Fund, 03-Special Account-Locally Funded/Domestic Grants Fund, and 04-Special Account-Foreign)

	Current Year Appropriations
	Supplemental Appropriations
X	Continuing Appropriations

Particulars	UACS CODE	Appropriations			Allotments					Obligations				Disbursements				Balances					
		Authorized Appropriations	Adjustments (Transfer To/From Modifications/ Augmentations)	Adjusted Appropriations	Allotments Received	Adjustments (Reductions/ Modifications/ Augmentations)	Transfer To	Transfer From	Adjusted Allotments	1st Quarter Ending March 31	2nd Quarter Ending June 30	3rd Quarter Ending Sept 30	4th Quarter Ending Dec 31	TOTAL	1st Quarter Ending March 31	2nd Quarter Ending June 30	3rd Quarter Ending Sept 30	4th Quarter Ending Dec 31	TOTAL	Unreleased Appropriations	Unobligated Allotments	Unpaid Obligations (15-20)+(23+24)	
1	2	3	4	5=(3+4)	6	7	8	9	10=[(6+)-(7)+8]	11	12	13	14	15=(11+12+13+14)	16	17	18	19	20=(16+17+18+19)	21=(5-10)	22=(10-15)	23	24
SUMMARY		410,016.65	0.00	410,016.65	400,987.75	9,028.90	0.00	0.00	410,016.65	397,213.07	0.00	4,056.77	0.00	401,269.84	331,690.72	65,480.00	4,056.77	0.00	401,227.49	0.00	8,746.81	42.35	0.00
I CONTINUING APPROPRIATIONS		410,016.65	0.00	410,016.65	400,987.75	9,028.90	0.00	0.00	410,016.65	397,213.07	0.00	4,056.77	0.00	401,269.84	331,690.72	65,480.00	4,056.77	0.00	401,227.49	0.00	8,746.81	42.35	0.00
Maintenance and Other Operating Expenses		400,987.75	0.00	400,987.75	391,958.85	9,028.90	0.00	0.00	400,987.75	389,113.07	0.00	4,056.77	0.00	393,169.84	311,690.72	57,380.00	4,056.77	0.00	393,127.49	0.00	7,817.91	42.35	0.00
Traveling Expenses		82,433.91	0.00	82,433.91	82,433.91	0.00	0.00	0.00	82,433.91	82,433.91	0.00	0.00	0.00	82,433.91	82,391.56	0.00	0.00	0.00	82,391.56	0.00	0.00	42.35	0.00
Traveling Expenses - Local	5020101000	82,433.91	0.00	82,433.91	82,433.91	0.00	0.00	0.00	82,433.91	82,433.91	0.00	0.00	0.00	82,433.91	82,391.56	0.00	0.00	0.00	82,391.56	0.00	0.00	42.35	0.00
Utility Expenses		237,202.24	0.00	237,202.24	237,202.24	0.00	0.00	0.00	237,202.24	237,202.24	0.00	0.00	0.00	237,202.24	237,202.24	0.00	0.00	0.00	237,202.24	0.00	0.00	0.00	0.00
Electricity Expenses	5020402000	237,202.24	0.00	237,202.24	237,202.24	0.00	0.00	0.00	237,202.24	237,202.24	0.00	0.00	0.00	237,202.24	237,202.24	0.00	0.00	0.00	237,202.24	0.00	0.00	0.00	0.00
Communication Expenses		4,056.77	0.00	4,056.77	4,056.77	0.00	0.00	0.00	4,056.77	0.00	0.00	4,056.77	0.00	4,056.77	0.00	0.00	4,056.77	0.00	4,056.77	0.00	0.00	0.00	0.00
Landline	5020502000	4,056.77	0.00	4,056.77	4,056.77	0.00	0.00	0.00	4,056.77	0.00	0.00	4,056.77	0.00	4,056.77	0.00	0.00	4,056.77	0.00	4,056.77	0.00	0.00	0.00	0.00
General Services		12,096.92	0.00	12,096.92	12,096.92	0.00	0.00	0.00	12,096.92	12,096.92	0.00	0.00	0.00	12,096.92	12,096.92	0.00	0.00	0.00	12,096.92	0.00	0.00	0.00	0.00
Janitorial Services	5021202000	5,480.80	0.00	5,480.80	5,480.80	0.00	0.00	0.00	5,480.80	5,480.80	0.00	0.00	0.00	5,480.80	5,480.80	0.00	0.00	0.00	5,480.80	0.00	0.00	0.00	0.00
Security Services	5021203000	6,616.12	0.00	6,616.12	6,616.12	0.00	0.00	0.00	6,616.12	6,616.12	0.00	0.00	0.00	6,616.12	6,616.12	0.00	0.00	0.00	6,616.12	0.00	0.00	0.00	0.00
Other Maintenance and Operating Expenses		56,169.01	0.00	56,169.01	56,169.01	0.00	0.00	0.00	56,169.01	49,260.00	0.00	0.00	0.00	49,260.00	0.00	49,260.00	0.00	0.00	49,260.00	0.00	6,889.01	0.00	0.00
Other Maintenance and Operating Expenses	5029990000	56,169.01	0.00	56,169.01	56,169.01	0.00	0.00	0.00	56,169.01	49,260.00	0.00	0.00	0.00	49,260.00	0.00	49,260.00	0.00	0.00	49,260.00	0.00	6,889.01	0.00	0.00
Supplies and Materials Expenses		9,028.90	0.00	9,028.90	0.00	9,028.90	0.00	0.00	9,028.90	8,100.00	0.00	0.00	0.00	8,100.00	0.00	8,100.00	0.00	0.00	8,100.00	0.00	928.90	0.00	0.00
Office Supplies Expenses	5020301000	9,028.90	0.00	9,028.90	0.00	9,028.90	0.00	0.00	9,028.90	8,100.00	0.00	0.00	0.00	8,100.00	0.00	8,100.00	0.00	0.00	8,100.00	0.00	928.90	0.00	0.00
Capital Outlays		9,028.90	0.00	9,028.90	9,028.90	0.00	0.00	0.00	9,028.90	9,100.00	0.00	0.00	0.00	9,100.00	0.00	9,100.00	0.00	0.00	9,100.00	0.00	0.00	0.00	0.00
Property, Plant and Equipment Outlay		9,028.90	0.00	9,028.90	9,028.90	0.00	0.00	0.00	9,028.90	9,100.00	0.00	0.00	0.00	9,100.00	0.00	9,100.00	0.00	0.00	9,100.00	0.00	0.00	0.00	0.00
Information and Communication Technology	5060405000	9,028.90	0.00	9,028.90	9,028.90	0.00	0.00	0.00	9,028.90	9,100.00	0.00	0.00	0.00	9,100.00	0.00	9,100.00	0.00	0.00	9,100.00	0.00	0.00	0.00	0.00
GRAND TOTAL		410,016.65	0.00	410,016.65	400,987.75	9,028.90	0.00	0.00	410,016.65	397,213.07	0.00	4,056.77	0.00	401,269.84	331,690.72	65,480.00	4,056.77	0.00	401,227.49	0.00	8,746.81	42.35	0.00



Department of Science and Technology (DOST)
 Technology Application and Promotion Institute
 < not applicable >
 19 020 0000000
 01 Regular Agency Fund
 (e.g. UACS Fund Cluster: 01-Regular Agency Fund, 02-Foreign Assisted Projects Fund, 03-Special Account-Locally Funded/Domestic Grants Fund, and 04-Special Account-Foreign)

Current Year Appropriations
 Supplemental Appropriations
 Continuing Appropriations

Particulars	UACS CODE	Appropriations			Allotments			Obligations					Disbursements				Balances						
		Authorized Appropriations	Adjustments (Transfer To/From, Modifications/ Augmentations)	Adjusted Appropriations	Allotments Received	Adjustments (Reductions, Modifications/ Augmentations)	Transfer To	Transfer From	Adjusted Allotments	1st Quarter Ending March 31	2nd Quarter Ending June 30	3rd Quarter Ending Sept 30	4th Quarter Ending Dec 31	TOTAL	1st Quarter Ending March 31	2nd Quarter Ending June 30	3rd Quarter Ending Sept 30	4th Quarter Ending Dec 31	TOTAL	Unreleased Appropriations	Unobligated Allotments	Unpaid Obligations (15-20)+(23+24)	
										10=([6+(-)7]-8+9)	11	12	13	14	15=(11+12+13+14)	16	17	18	19	20=(16+17+18+19)	21=(5-10)	22=(10-15)	23
1	2	3	4	5=(3+4)	6	7	8	9	10=([6+(-)7]-8+9)	11	12	13	14	15=(11+12+13+14)	16	17	18	19	20=(16+17+18+19)	21=(5-10)	22=(10-15)	23	24

Certified Correct
Garcia
 CASACOP LELANE SOMALIN
 Administrative Officer
 Date: 2019-10-14 13:58:12.0

Rene
 RENE JOSEPHINE BUCSADA
 Budget Officer

Recommending Approval
Panglima
 PANGILINA DRENCIA PEREZ
 OIC, FAD
 Date: 2019-10-14 14:01:57.0

Approved By:
 GARCIA EDGAR ISIT
 Director
 Date: 2019-10-14 14:19:21.0

By Authority
Gumia
 GUMIA NORAFERANDO
 Officer-in-Charge
 Office of the Director
 Date: 10/15/19

STATEMENT OF APPROPRIATIONS, ALLOTMENTS, OBLIGATIONS, DISBURSEMENTS AND BALANCES

As at the Quarter Ending June 30, 2019

Department: Department of Science and Technology (DOST)
 Agency: Technology Application and Promotion Institute
 Operating Unit: * not applicable *
 Organization Code: 19 020 000000
 Fund Cluster: 01 Regular Agency Fund

(e.g. UA-CS Fund Cluster: 01-Regular Agency Fund, 02-Foreign Assisted Projects Fund, 03-Special Account-Locally Funded/Domestic Grants Fund, and 04-Special Account-Foreign Assisted/Foreign Grants Fund)

	Current Year Appropriations
	Supplemental Appropriations
X	Continuing Appropriations

Particulars	UA/CODE	Appropriation										Current Year Obligations				Current Year Disbursements				Balances					
		Authorized Appropriations	Adjustments (Transfer To/From, Reassignment)	Adjusted Appropriations	Allotments Received	Adjustments (Withdrawal, Reassignment)	Allotments		1st Quarter Ending March 31	2nd Quarter Ending June 30	3rd Quarter Ending Sept. 30	4th Quarter Ending Dec. 31	TOTAL	1st Quarter Ending March 31	2nd Quarter Ending June 30	3rd Quarter Ending Sept. 30	4th Quarter Ending Dec. 31	TOTAL	Unreleased Appropriations	Unobligated Allotments	Unpaid Obligations (15-02)(23-04)				
							Transfer To	Transfer From													10(8)(1)-(7)-(4)-(5)	11	12	13	14
1	2	3	4	5(3+4)	6	7	8	9	10	11	12	13	14	15	16	17	18	19	20	21	22	23	24		
I. Continuing Appropriations	396,930.98	0.00	396,930.98	396,930.98	0.00	0.00	0.00	396,930.98	396,113.07	0.00	0.00	0.00	0.00	396,113.07	331,890.72	67,260.00	0.00	0.00	396,113.07	0.00	396,113.07	0.00	7,817.91	42.36	0.00
General Administration and Support	10000000000000	396,930.98	0.00	396,930.98	396,930.98	0.00	0.00	396,930.98	396,113.07	0.00	0.00	0.00	0.00	396,113.07	331,890.72	67,260.00	0.00	0.00	396,113.07	0.00	396,113.07	0.00	7,817.91	42.36	0.00
General Management and Supervision	10000100001000	396,930.98	0.00	396,930.98	396,930.98	0.00	0.00	396,930.98	396,113.07	0.00	0.00	0.00	0.00	396,113.07	331,890.72	67,260.00	0.00	0.00	396,113.07	0.00	396,113.07	0.00	7,817.91	42.36	0.00
MOOE	397,932.08	0.00	397,932.08	397,932.08	0.00	0.00	0.00	397,932.08	391,873.97	0.00	0.00	0.00	0.00	391,873.97	331,890.72	49,260.00	0.00	0.00	391,873.97	0.00	391,873.97	0.00	6,889.21	42.36	0.00
CO	8,028.90	0.00	8,028.90	8,028.90	0.00	0.00	0.00	8,028.90	8,100.00	0.00	0.00	0.00	0.00	8,100.00	0.00	8,100.00	0.00	0.00	8,100.00	0.00	8,100.00	0.00	0.00	0.00	0.00
Sub-Total, General Administration and Support	396,930.98	0.00	396,930.98	396,930.98	0.00	0.00	0.00	396,930.98	396,113.07	0.00	0.00	0.00	0.00	396,113.07	331,890.72	67,260.00	0.00	0.00	396,113.07	0.00	396,113.07	0.00	7,817.91	42.36	0.00
PS	0.00	0.00	0.00	0.00	0.00	0.00	0.00	0.00	0.00	0.00	0.00	0.00	0.00	0.00	0.00	0.00	0.00	0.00	0.00	0.00	0.00	0.00	0.00	0.00	0.00
MOOE	397,932.08	0.00	397,932.08	397,932.08	0.00	0.00	0.00	397,932.08	391,873.97	0.00	0.00	0.00	0.00	391,873.97	331,890.72	49,260.00	0.00	0.00	391,873.97	0.00	391,873.97	0.00	6,889.21	42.36	0.00
FinEx (if Applicable)	0.00	0.00	0.00	0.00	0.00	0.00	0.00	0.00	0.00	0.00	0.00	0.00	0.00	0.00	0.00	0.00	0.00	0.00	0.00	0.00	0.00	0.00	0.00	0.00	0.00
CO	8,028.90	0.00	8,028.90	8,028.90	0.00	0.00	0.00	8,028.90	8,100.00	0.00	0.00	0.00	0.00	8,100.00	0.00	8,100.00	0.00	0.00	8,100.00	0.00	8,100.00	0.00	0.00	0.00	0.00
GRAND TOTAL	396,930.98	0.00	396,930.98	396,930.98	0.00	0.00	0.00	396,930.98	396,113.07	0.00	0.00	0.00	0.00	396,113.07	331,890.72	67,260.00	0.00	0.00	396,113.07	0.00	396,113.07	0.00	7,817.91	42.36	0.00
PS	0.00	0.00	0.00	0.00	0.00	0.00	0.00	0.00	0.00	0.00	0.00	0.00	0.00	0.00	0.00	0.00	0.00	0.00	0.00	0.00	0.00	0.00	0.00	0.00	0.00
MOOE	397,932.08	0.00	397,932.08	397,932.08	0.00	0.00	0.00	397,932.08	391,873.97	0.00	0.00	0.00	0.00	391,873.97	331,890.72	49,260.00	0.00	0.00	391,873.97	0.00	391,873.97	0.00	6,889.21	42.36	0.00
FinEx (if Applicable)	0.00	0.00	0.00	0.00	0.00	0.00	0.00	0.00	0.00	0.00	0.00	0.00	0.00	0.00	0.00	0.00	0.00	0.00	0.00	0.00	0.00	0.00	0.00	0.00	0.00
CO	8,028.90	0.00	8,028.90	8,028.90	0.00	0.00	0.00	8,028.90	8,100.00	0.00	0.00	0.00	0.00	8,100.00	0.00	8,100.00	0.00	0.00	8,100.00	0.00	8,100.00	0.00	0.00	0.00	0.00

Certified Correct
 CASACOP LELANIE JAMALIN
 Administrative Officer
 Date: 2019-09-05 16:15:16.0

Reyes Josephine Quebrada
 REYES JOSEPHINE QUEBRADA
 Budget Officer

Recommended Approval:
 PANGILINA M. ENCINIA PEREZ
 OIC, Finance and Administrative Division
 Date: 2019-09-05

Approved By:
 GARCIA EDGAR IBIT
 Director
 Date:

STATEMENT OF APPROPRIATIONS, ALLOTMENTS, OBLIGATIONS, DISBURSEMENTS AND BALANCES
As of the Quarter Ending March 31, 2019

Department: Department of Science and Technology (DOST)
Agency: Technology Application and Promotion Institute
Operating Unit: N/A
Organization Code (UACS): 190200000000
Fund Cluster: 01 - Regular Agency Fund


Authorization: 01 - Current Year Appropriations
Report Status: SUBMITTED

Table with columns: Particulars, UACS CODE, Appropriation (Authorized, Adjustments, Adjusted), Allotments (Received, Transfer To, Transfer From, Adjusted Total), Current Year Obligations (1st-4th Quarter, Total), Current Year Disbursements (1st-4th Quarter, Total), Balances (Unreleased, Unobligated), Unpaid Obligations (Due and Demandable, Not Yet Due and Demandable).

Certified Correct:


JOSEPHINE Q. REYES
Budget Officer
Date: 04/Apr/2019


Certified Correct:


FLORENCIA P. PANGILINAN
Chief Accountant
Date:

Recommended By:


LILIA B. FERRER
Chief, FAD
Date: 04/Apr/2019

Approved By:


EDGAR I. GARCIA
Agency Head/Department
Date: 04/Apr/2019