


FY 2023 FINANCIAL PLAN  
(In Thousand Pesos)


Department : Department of Science and Technology (DOST)  
 Agency : Technology Application and Promotion Institute  
 Operating Unit : < not applicable >  
 Organization Code (UACS) : 19 020 000000


Particulars	UACS CODE	Current Year's Obligation			Budget Year Obligation Program										
		Actual Jan. 1 - Sept. 30	Estimate Oct. 1 - Dec. 31	Total	Total	COMPREHENSIVE RELEASE					FOR LATER RELEASE				
		3	4	5=3+4	6=11+16	Q1	Q2	Q3	Q4	Sub Total	Q1	Q2	Q3	Q4	Sub Total
1	2				7	8	9	10	11=7+8+9+1	12	13	14	15	16=12+13+14	
I. Budget Year / Appropriations		116,001	77,560	193,561	173,325	25,858	39,107	48,690	34,670	148,325	0	12,804	11,721	475	25,000
General Administration and Support	1000000000000000	27,483	10,668	38,151	36,428	8,744	9,996	8,255	9,433	36,428	0	0	0	0	0
General Management and Supervision	100000100001000	26,930	10,668	37,598	36,428	8,744	9,996	8,255	9,433	36,428	0	0	0	0	0
PS		15,297	5,712	21,009	22,927	5,190	6,217	5,023	6,497	22,927	0	0	0	0	0
MOOE		8,142	4,822	12,964	13,501	3,554	3,779	3,232	2,936	13,501	0	0	0	0	0
CO		3,491	134	3,625	0	0	0	0	0	0	0	0	0	0	0
Administration of Personnel Benefits	100000100002000	553	0	553	0	0	0	0	0	0	0	0	0	0	0
PS		553	0	553	0	0	0	0	0	0	0	0	0	0	0
Operations	3000000000000000	88,518	66,892	155,410	136,897	17,114	29,111	40,435	25,237	111,897	0	12,804	11,721	475	25,000
CO - Filianos protecting and venturing for innovative and emerging technology based projects increased	3100000000000000	88,518	66,892	155,410	136,897	17,114	29,111	40,435	25,237	111,897	0	12,804	11,721	475	25,000
TECHNOLOGY APPLICATION AND INVENTION DEVELOPMENT PROGRAM	3101000000000000	88,518	66,892	155,410	136,897	17,114	29,111	40,435	25,237	111,897	0	12,804	11,721	475	25,000
Technology Application, Promotion and Commercialization	310100100001000	42,412	25,886	68,298	72,166	9,583	14,367	27,943	20,273	72,166	0	0	0	0	0
PS		16,442	6,234	22,676	24,655	5,562	6,709	5,394	6,990	24,655	0	0	0	0	0
MOOE		25,970	19,652	45,622	47,511	4,021	7,658	22,549	13,283	47,511	0	0	0	0	0
Technology and Invention Development Assistance	310100100002000	28,797	10,315	39,112	39,731	7,531	14,744	12,492	4,964	39,731	0	0	0	0	0
PS		7,111	3,866	10,977	10,845	2,446	2,952	2,374	3,073	10,845	0	0	0	0	0
MOOE		11,686	6,449	18,135	18,886	2,585	6,792	7,618	1,891	18,886	0	0	0	0	0
CO		10,000	0	10,000	10,000	2,500	5,000	2,500	0	10,000	0	0	0	0	0
Project(s)		17,309	30,691	48,000	25,000	0	0	0	0	0	0	12,804	11,721	475	25,000
Locally-Funded Project(s)		17,309	30,691	48,000	25,000	0	0	0	0	0	0	12,804	11,721	475	25,000
Technology Innovation for Commercialization (TECHNICOM) Program	310100200001000	17,309	30,691	48,000	25,000	0	0	0	0	0	0	12,804	11,721	475	25,000
MOOE		14,556	29,994	44,550	24,400	0	0	0	0	0	0	12,204	11,721	475	24,400
CO		2,753	697	3,450	600	0	0	0	0	0	0	600	0	0	600
II. Automatic Appropriations		3,203	959	4,162	4,445	0	0	0	0	0	1,109	1,112	1,112	1,112	4,445
Retirement and Life Insurance Premiums		3,203	959	4,162	4,445	0	0	0	0	0	1,109	1,112	1,112	1,112	4,445
General Administration and Support	1000000000000000	1,241	341	1,582	1,719	0	0	0	0	0	429	430	430	430	1,719
General Management and Supervision	100000100001000	1,241	341	1,582	1,719	0	0	0	0	0	429	430	430	430	1,719
PS		1,241	341	1,582	1,719	0	0	0	0	0	429	430	430	430	1,719




Department : Department of Science and Technology (DOST)  
 Agency : Technology Application and Promotion Institute  
 Operating Unit : < not applicable >  
 Organization Code (UACS) : 19 020 0000000

Particulars	UACS CODE	Current Year's Obligation			Budget Year Obligation Program										
		Actual Jan. 1 - Sept. 30	Estimate Oct. 1 - Dec. 31	Total	Total	COMPREHENSIVE RELEASE					FOR LATER RELEASE				
						Q1	Q2	Q3	Q4	Sub Total	Q1	Q2	Q3	Q4	Sub Total
1	2	3	4	5=3+4	6=11+16	7	8	9	10	11=7+8+9+1	12	13	14	15	16=12+13+14
Operations	3000000000000000	1,962	618	2,580	2,726	0	0	0	0	0	680	682	682	682	2,726
OO - Filipinos protecting and venturing for innovative and emerging technology based projects increased	3100000000000000	1,962	618	2,580	2,726	0	0	0	0	0	680	682	682	682	2,726
TECHNOLOGY APPLICATION AND INVENTION DEVELOPMENT PROGRAM	3101000000000000	1,962	618	2,580	2,726	0	0	0	0	0	680	682	682	682	2,726
Technology Application, Promotion and Commercialization	310100100001000	1,354	388	1,742	1,894	0	0	0	0	0	472	474	474	474	1,894
PS		1,354	388	1,742	1,894	0	0	0	0	0	472	474	474	474	1,894
Technology and Invention Development Assistance	310100100002000	608	230	838	832	0	0	0	0	0	208	208	208	208	832
PS		608	230	838	832	0	0	0	0	0	208	208	208	208	832
TOTAL, Current Year Budget / Appropriations		119,204	78,519	197,723	177,770	25,858	39,107	48,690	34,670	148,325	1,109	13,916	12,833	1,587	29,445
PS		42,607	16,771	59,378	62,872	13,198	15,878	12,791	16,560	58,427	1,109	1,112	1,112	1,112	4,445
MOOE		60,353	60,917	121,270	104,298	10,160	18,229	33,399	18,110	79,898	0	12,204	11,721	475	24,400
CO		16,244	831	17,075	10,600	2,500	5,000	2,500	0	10,000	0	600	0	0	600
Recapitulation by Program		90,479	67,510	157,989	139,623	17,114	29,111	40,435	25,237	111,897	680	13,486	12,403	1,157	27,726
TECHNOLOGY APPLICATION AND INVENTION DEVELOPMENT PROGRAM	3101000000000000	90,479	67,510	157,989	139,623	17,114	29,111	40,435	25,237	111,897	680	13,486	12,403	1,157	27,726

Prepared By :  
  
 JOSEPHINE Q. REYES  
 Budget Officer  
 Date: 01/13/23 05:29 PM

Recommending Approval:  
  
 JOYCEL N. AGUILAR  
 CHIEF FAD  
 Date: 01/13/23 05:29 PM

Approved By :  
  
 ATTY. MARLON V. D. DESENA  
 Director  
 Date: 01/13/23 05:41 PM