



FY 2024 PHYSICAL PLAN


Department : Department of Science and Technology (DOST)  
 Agency/Entity : Technology Application and Promotion Institute  
 Operating Unit : < not applicable >  
 Organization Code (UACS) : 19 020 0000000

| Particulars   | UACS CODE       | Current Year Accomplishments |                            |                   | Physical Target (Budget Year) |                  |                  |                  | Variance | Remarks |                   |
|---|-----------------|------------------------------|----------------------------|-------------------|-------------------------------|------------------|------------------|------------------|----------|---------|-------------------|
|   |                 | Actual<br>Jan.1 - Sept.30    | Estimate<br>Oct.1 - Dec.30 | Total<br>6=3+4    | Total<br>6=7+8+9+10           | 1st Quarter<br>7 | 2nd Quarter<br>8 | 3rd Quarter<br>9 |          |         | 4th Quarter<br>10 |
| TECHNOLOGY APPLICATION AND INVENTION DEVELOPMENT PROGRAM<br>Outcome Indicator(s)                                      | 310100000000000 |                              |                            |                   |                               |                  |                  |                  |          |         |                   |
| 1. Percentage increase in Intellectual Property protection filing for local technologies in the IPO Philippines       |                 | 177                          | 8                          | 5% increase (185) | 5% increase (180)             | 30               | 60               | 60               | 30       |         |                   |
| 2. Percentage increase in the commercialization and adoption by industry/community of technologies diffused/supported |                 | 16                           | 2                          | 5% increase (18)  | 5% increase (16)              |                  | 8                | 10               |          |         |                   |
| Output Indicator(s)   |                 |                              |                            |                   |                               |                  |                  |                  |          |         |                   |
| 1. Number of pre-commercialization support provided for technologies, inventions and innovation                       |                 | 27                           | 3                          | 30                | 34                            | 5                | 13               | 12               | 4        |         |                   |
| 2. Number of inventions, innovations and technologies promoted and commercialized                                     |                 | 49                           | 5                          | 54                | 50                            | 10               | 10               | 10               | 20       |         |                   |
| 3. Percentage of requests that are acted upon within 3 days of request  |                 | 95%                          | 95%                        | 95%               | 95%                           | 95%              | 95%              | 95%              | 95%      |         |                   |
| 4. Number of technical advisory services rendered   |                 | 1300                         | 300                        | 1,600             | 1,600                         | 300              | 500              | 450              | 350      |         |                   |

Certified Correct:  
  
 JANICE W. CORNEL  
 PLANNING OFFICER  
 Date:

Certified Correct:  
  
 JOSEPHINE Q. REYES  
 BUDGET OFFICER  
 Date:

Approved By:  
  
 ATTY. MARON IV D. DECENA  
 DIRECTOR  
 Date:

DEPARTMENT OF BUDGET AND MANAGEMENT  
 AS, CENTRAL RECORDS DIV  
**RECEIVED**  
 JAN 30 2024  
 BY:   
 JAYSON L. CRUZ  
 REF. NO.  
 Dept. of Budget & Management