

STATEMENT OF APPROPRIATIONS, ALLOTMENTS, OBLIGATIONS, DISBURSEMENTS AND BALANCES
As at the Quarter Ending June 30, 2024

Department : Department of Science and Technology (DOST)
 Agency/Entity : Technology Application and Promotion Institute
 Operating Unit : < not applicable >
 Organization Code (UACS) : 19 020 000000
 Fund Cluster : 01 - Regular Agency Fund

X	Current Year Appropriations
	Supplemental Appropriations
	Continuing Appropriations

(e.g. UACS Fund Cluster: 01-Regular Agency Fund, 02-Foreign Assisted Projects Fund, 03-Special Account-Locally Funded/Domestic Grants Fund, and 04-Special Account-Foreign Assisted/Foreign Grants Fund)

Particulars	UACS CODE	Appropriations		Allotments					Current Year Obligations					Current Year Disbursements					Balances				
		Authorized Appropriations	Adjustments (Transfer To/From, Modifications/ Augmentations)	Adjusted Appropriations	Allotments Received	Adjustments (Reductions, Modifications/ Augmentations)	Transfer To	Transfer From	Adjusted Allotments	1st Quarter	2nd Quarter	3rd Quarter	4th Quarter	Total	1st Quarter	2nd Quarter	3rd Quarter	4th Quarter	Total	Unreleased Appropriations	Unobligated Allotments	Unpaid Obligations (15-20)=(23+24)	
										Ending March 31	Ending June 30	Ending September 30	Ending December 31		Ending March 31	Ending June 30	Ending September 30	Ending December 31				Ending March 31	Ending June 30
1	2	3	4	5	6	7	8	9	10	11	12	13	14	15	16	17	18	19	20	21	22	23	24
I. Agency Specific Budget		285,341,000.00	0.00	285,341,000.00	285,341,000.00	0.00	0.00	0.00	285,341,000.00	22,301,377.82	58,324,228.94	0.00	0.00	80,625,608.46	19,883,160.45	56,122,572.18	0.00	0.00	76,105,732.60	0.00	164,715,393.54	2,120,873.86	2,399,000.00
General Administration and Support	10000000000000	38,057,000.00	0.00	38,057,000.00	38,057,000.00	0.00	0.00	0.00	38,057,000.00	7,531,935.41	9,956,121.33	0.00	0.00	17,488,056.74	7,089,108.46	10,211,702.48	0.00	0.00	17,300,810.94	0.00	20,568,943.26	187,245.80	0.00
General Management and Supervision	100000100001000	38,057,000.00	0.00	38,057,000.00	38,057,000.00	0.00	0.00	0.00	38,057,000.00	7,531,935.41	9,956,121.33	0.00	0.00	17,488,056.74	7,089,108.46	10,211,702.48	0.00	0.00	17,300,810.94	0.00	20,568,943.26	187,245.80	0.00
PS		24,313,000.00	0.00	24,313,000.00	24,313,000.00	0.00	0.00	0.00	24,313,000.00	4,769,404.66	5,869,579.84	0.00	0.00	10,638,984.50	4,769,404.66	5,869,579.84	0.00	0.00	10,638,984.50	0.00	13,674,015.50	0.00	0.00
MOOE		13,744,000.00	0.00	13,744,000.00	13,744,000.00	0.00	0.00	0.00	13,744,000.00	2,762,530.75	4,086,541.49	0.00	0.00	6,849,072.24	2,319,703.80	4,342,122.64	0.00	0.00	6,661,826.44	0.00	6,894,927.76	187,245.80	0.00
Sub-Total, General Administration and Support		38,057,000.00	0.00	38,057,000.00	38,057,000.00	0.00	0.00	0.00	38,057,000.00	7,531,935.41	9,956,121.33	0.00	0.00	17,488,056.74	7,089,108.46	10,211,702.48	0.00	0.00	17,300,810.94	0.00	20,568,943.26	187,245.80	0.00
PS		24,313,000.00	0.00	24,313,000.00	24,313,000.00	0.00	0.00	0.00	24,313,000.00	4,769,404.66	5,869,579.84	0.00	0.00	10,638,984.50	4,769,404.66	5,869,579.84	0.00	0.00	10,638,984.50	0.00	13,674,015.50	0.00	0.00
MOOE		13,744,000.00	0.00	13,744,000.00	13,744,000.00	0.00	0.00	0.00	13,744,000.00	2,762,530.75	4,086,541.49	0.00	0.00	6,849,072.24	2,319,703.80	4,342,122.64	0.00	0.00	6,661,826.44	0.00	6,894,927.76	187,245.80	0.00
FinEx (if Applicable)		0.00	0.00	0.00	0.00	0.00	0.00	0.00	0.00	0.00	0.00	0.00	0.00	0.00	0.00	0.00	0.00	0.00	0.00	0.00	0.00	0.00	0.00
CO		0.00	0.00	0.00	0.00	0.00	0.00	0.00	0.00	0.00	0.00	0.00	0.00	0.00	0.00	0.00	0.00	0.00	0.00	0.00	0.00	0.00	0.00
Operations	3000000000000000	227,284,000.00	0.00	227,284,000.00	227,284,000.00	0.00	0.00	0.00	227,284,000.00	14,769,442.11	48,368,107.81	0.00	0.00	63,137,549.72	12,894,051.99	45,910,869.67	0.00	0.00	58,804,921.66	0.00	164,146,450.28	1,933,628.06	2,399,000.00
OO : Filipino protecting and venturing for innovative and emerging technology based projects increased		227,284,000.00	0.00	227,284,000.00	227,284,000.00	0.00	0.00	0.00	227,284,000.00	14,769,442.11	48,368,107.81	0.00	0.00	63,137,549.72	12,894,051.99	45,910,869.67	0.00	0.00	58,804,921.66	0.00	164,146,450.28	1,933,628.06	2,399,000.00
TECHNOLOGY APPLICATION AND INVENTION DEVELOPMENT PROGRAM		227,284,000.00	0.00	227,284,000.00	227,284,000.00	0.00	0.00	0.00	227,284,000.00	14,769,442.11	48,368,107.81	0.00	0.00	63,137,549.72	12,894,051.99	45,910,869.67	0.00	0.00	58,804,921.66	0.00	164,146,450.28	1,933,628.06	2,399,000.00
Technology Application, Promotion and Commercialization	310100100001000	118,188,000.00	0.00	118,188,000.00	118,188,000.00	0.00	0.00	0.00	118,188,000.00	8,080,216.76	18,787,324.19	0.00	0.00	26,867,540.96	7,248,865.74	18,489,425.52	0.00	0.00	25,738,292.26	0.00	91,320,459.05	254,248.69	875,000.00
PS		26,109,000.00	0.00	26,109,000.00	26,109,000.00	0.00	0.00	0.00	26,109,000.00	4,695,200.21	5,618,684.61	0.00	0.00	10,313,884.82	4,823,134.47	5,690,750.35	0.00	0.00	10,313,884.82	0.00	15,795,115.18	0.00	0.00
MOOE		91,829,000.00	0.00	91,829,000.00	91,829,000.00	0.00	0.00	0.00	91,829,000.00	3,385,016.55	13,168,639.58	0.00	0.00	16,553,656.13	2,425,731.27	12,798,676.17	0.00	0.00	15,424,407.44	0.00	75,275,343.87	254,248.69	875,000.00
CO		250,000.00	0.00	250,000.00	250,000.00	0.00	0.00	0.00	250,000.00	0.00	0.00	0.00	0.00	0.00	0.00	0.00	0.00	0.00	0.00	0.00	250,000.00	0.00	0.00
Technology and Invention Development Assistance	310100100002000	109,096,000.00	0.00	109,096,000.00	109,096,000.00	0.00	0.00	0.00	109,096,000.00	6,689,225.35	29,580,733.42	0.00	0.00	36,270,008.77	5,645,186.25	27,421,443.15	0.00	0.00	33,066,629.40	0.00	72,825,991.23	1,679,378.37	1,524,000.00
PS		12,713,000.00	0.00	12,713,000.00	12,713,000.00	0.00	0.00	0.00	12,713,000.00	2,636,574.58	3,702,051.01	0.00	0.00	6,338,625.59	2,815,118.72	3,465,939.77	0.00	0.00	6,071,058.49	0.00	6,374,374.41	267,567.10	0.00
MOOE		86,083,000.00	0.00	86,083,000.00	86,083,000.00	0.00	0.00	0.00	86,083,000.00	3,539,149.92	18,714,140.18	0.00	0.00	22,263,290.10	2,816,566.68	16,900,911.15	0.00	0.00	19,317,477.83	0.00	63,829,709.90	1,411,812.27	1,524,000.00
CO		10,300,000.00	0.00	10,300,000.00	10,300,000.00	0.00	0.00	0.00	10,300,000.00	513,500.85	7,164,592.23	0.00	0.00	7,678,093.08	513,500.85	7,164,592.23	0.00	0.00	7,678,093.08	0.00	2,621,906.92	0.00	0.00
Sub-Total, Operations		227,284,000.00	0.00	227,284,000.00	227,284,000.00	0.00	0.00	0.00	227,284,000.00	14,769,442.11	48,368,107.81	0.00	0.00	63,137,549.72	12,894,051.99	45,910,869.67	0.00	0.00	58,804,921.66	0.00	164,146,450.28	1,933,628.06	2,399,000.00
PS		38,822,000.00	0.00	38,822,000.00	38,822,000.00	0.00	0.00	0.00	38,822,000.00	7,331,774.79	9,320,735.82	0.00	0.00	16,652,510.41	7,238,253.19	9,116,690.12	0.00	0.00	16,394,943.31	0.00	22,169,489.59	267,567.10	0.00
MOOE		177,912,000.00	0.00	177,912,000.00	177,912,000.00	0.00	0.00	0.00	177,912,000.00	6,924,166.47	31,682,779.76	0.00	0.00	38,906,946.23	5,142,297.95	29,939,587.32	0.00	0.00	34,741,885.27	0.00	139,105,053.77	1,666,060.86	2,399,000.00
FinEx (if Applicable)		0.00	0.00	0.00	0.00	0.00	0.00	0.00	0.00	0.00	0.00	0.00	0.00	0.00	0.00	0.00	0.00	0.00	0.00	0.00	0.00	0.00	0.00
CO		10,550,000.00	0.00	10,550,000.00	10,550,000.00	0.00	0.00	0.00	10,550,000.00	513,500.85	7,164,592.23	0.00	0.00	7,678,093.08	513,500.85	7,164,592.23	0.00	0.00	7,678,093.08	0.00	2,671,906.92	0.00	0.00

Department : Department of Science and Technology (DOST)
 Agency/Entity : Technology Application and Promotion Institute
 Operating Unit : < not applicable >
 Organization Code (UACS) : 19 020 000000
 Fund Cluster : 01 - Regular Agency Fund


X Current Year Appropriations
 Supplemental Appropriations
 Continuing Appropriations

(e.g. UACS Fund Cluster: 01-Regular Agency Fund, 02-Foreign Assisted Projects Fund, 03-Special Account-Locally Funded/Domestic Grants Fund, and 04-Special Account-Foreign Assisted/Foreign Grants Fund)

Particulars	UACS CODE	Appropriations		Allotments			Current Year Obligations					Current Year Disbursements				Balances						
		Authorized Appropriations	Adjusted Appropriations	Allotments Received	Adjustments (Reductions, Modifications, Augmentations)	Transfer To	Transfer From	Adjusted Allotments	1st Quarter Ending March 31	2nd Quarter Ending June 30	3rd Quarter Ending September 30	4th Quarter Ending December 31	Total	1st Quarter Ending March 31	2nd Quarter Ending June 30	3rd Quarter Ending September 30	4th Quarter Ending December 31	Total	Unreleased Appropriations	Unobligated Allotments	Unpaid Obligations (15-20)=(23+24)	
																					Due and Demandable	Not Yet Due and Demandable
Sub-Total, I. Agency Specific Budget		265,341,000.00	265,341,000.00	265,341,000.00	0.00	0.00	265,341,000.00	22,301,377.52	58,324,228.94	0.00	0.00	80,625,606.46	18,983,169.45	56,122,572.15	0.00	0.00	75,105,741.60	0.00	184,715,393.54	2,120,873.86	2,399,000.00	
PS		63,135,000.00	63,135,000.00	63,135,000.00	0.00	0.00	63,135,000.00	12,101,179.45	15,190,315.48	0.00	0.00	27,291,494.91	12,007,657.85	15,016,269.98	0.00	0.00	27,023,927.81	0.00	35,843,505.09	287,587.10	0.00	
MOOE		191,856,000.00	191,856,000.00	191,856,000.00	0.00	0.00	191,856,000.00	9,686,697.22	35,989,321.25	0.00	0.00	45,656,018.47	7,482,001.75	33,941,709.96	0.00	0.00	41,403,711.71	0.00	145,999,981.53	1,853,306.76	2,399,000.00	
FinEx (If Applicable)		0.00	0.00	0.00	0.00	0.00	0.00	0.00	0.00	0.00	0.00	0.00	0.00	0.00	0.00	0.00	0.00	0.00	0.00	0.00	0.00	
CO		10,550,000.00	10,550,000.00	10,550,000.00	0.00	0.00	10,550,000.00	513,500.85	7,164,592.23	0.00	0.00	7,678,093.08	513,500.85	7,164,592.23	0.00	0.00	7,678,093.08	0.00	2,871,906.92	0.00	0.00	
II. Automatic Appropriations		4,749,000.00	4,749,000.00	4,749,000.00	0.00	0.00	4,749,000.00	1,085,224.08	1,099,811.33	0.00	0.00	2,185,035.41	1,085,224.08	1,099,811.33	0.00	0.00	2,185,035.41	0.00	2,563,964.59	0.00	0.00	
Specific Budgets of National Government Agencies		4,749,000.00	4,749,000.00	4,749,000.00	0.00	0.00	4,749,000.00	1,085,224.08	1,099,811.33	0.00	0.00	2,185,035.41	1,085,224.08	1,099,811.33	0.00	0.00	2,185,035.41	0.00	2,563,964.59	0.00	0.00	
Retirement and Life Insurance Premiums		4,749,000.00	4,749,000.00	4,749,000.00	0.00	0.00	4,749,000.00	1,085,224.08	1,099,811.33	0.00	0.00	2,185,035.41	1,085,224.08	1,099,811.33	0.00	0.00	2,185,035.41	0.00	2,563,964.59	0.00	0.00	
PS		4,749,000.00	4,749,000.00	4,749,000.00	0.00	0.00	4,749,000.00	1,085,224.08	1,099,811.33	0.00	0.00	2,185,035.41	1,085,224.08	1,099,811.33	0.00	0.00	2,185,035.41	0.00	2,563,964.59	0.00	0.00	
Sub-Total II. Automatic Appropriations		4,749,000.00	4,749,000.00	4,749,000.00	0.00	0.00	4,749,000.00	1,085,224.08	1,099,811.33	0.00	0.00	2,185,035.41	1,085,224.08	1,099,811.33	0.00	0.00	2,185,035.41	0.00	2,563,964.59	0.00	0.00	
PS		4,749,000.00	4,749,000.00	4,749,000.00	0.00	0.00	4,749,000.00	1,085,224.08	1,099,811.33	0.00	0.00	2,185,035.41	1,085,224.08	1,099,811.33	0.00	0.00	2,185,035.41	0.00	2,563,964.59	0.00	0.00	
MOOE		0.00	0.00	0.00	0.00	0.00	0.00	0.00	0.00	0.00	0.00	0.00	0.00	0.00	0.00	0.00	0.00	0.00	0.00	0.00	0.00	
FinEx		0.00	0.00	0.00	0.00	0.00	0.00	0.00	0.00	0.00	0.00	0.00	0.00	0.00	0.00	0.00	0.00	0.00	0.00	0.00	0.00	
CO		0.00	0.00	0.00	0.00	0.00	0.00	0.00	0.00	0.00	0.00	0.00	0.00	0.00	0.00	0.00	0.00	0.00	0.00	0.00	0.00	
III. Special Purpose Fund		3,081,348.00	3,081,348.00	3,081,348.00	0.00	0.00	3,081,348.00	0.00	3,081,345.82	0.00	0.00	3,081,345.82	0.00	2,868,734.77	0.00	0.00	2,868,734.77	0.00	2.18	212,611.05	0.00	
Miscellaneous Personnel Benefits Fund		1,801,696.00	1,801,696.00	1,801,696.00	0.00	0.00	1,801,696.00	0.00	1,801,695.38	0.00	0.00	1,801,695.38	0.00	1,801,695.38	0.00	0.00	1,801,695.38	0.00	0.82	0.00	0.00	
PS		1,801,696.00	1,801,696.00	1,801,696.00	0.00	0.00	1,801,696.00	0.00	1,801,695.38	0.00	0.00	1,801,695.38	0.00	1,801,695.38	0.00	0.00	1,801,695.38	0.00	0.82	0.00	0.00	
Pension and Gratuity Fund		1,279,652.00	1,279,652.00	1,279,652.00	0.00	0.00	1,279,652.00	0.00	1,279,650.44	0.00	0.00	1,279,650.44	0.00	1,067,039.39	0.00	0.00	1,067,039.39	0.00	1.56	212,611.05	0.00	
PS		1,279,652.00	1,279,652.00	1,279,652.00	0.00	0.00	1,279,652.00	0.00	1,279,650.44	0.00	0.00	1,279,650.44	0.00	1,067,039.39	0.00	0.00	1,067,039.39	0.00	1.56	212,611.05	0.00	
Sub-Total III. Special Purpose Fund		3,081,348.00	3,081,348.00	3,081,348.00	0.00	0.00	3,081,348.00	0.00	3,081,345.82	0.00	0.00	3,081,345.82	0.00	2,868,734.77	0.00	0.00	2,868,734.77	0.00	2.18	212,611.05	0.00	
PS		3,081,348.00	3,081,348.00	3,081,348.00	0.00	0.00	3,081,348.00	0.00	3,081,345.82	0.00	0.00	3,081,345.82	0.00	2,868,734.77	0.00	0.00	2,868,734.77	0.00	2.18	212,611.05	0.00	
MOOE		0.00	0.00	0.00	0.00	0.00	0.00	0.00	0.00	0.00	0.00	0.00	0.00	0.00	0.00	0.00	0.00	0.00	0.00	0.00	0.00	
FinEx		0.00	0.00	0.00	0.00	0.00	0.00	0.00	0.00	0.00	0.00	0.00	0.00	0.00	0.00	0.00	0.00	0.00	0.00	0.00	0.00	
CO		0.00	0.00	0.00	0.00	0.00	0.00	0.00	0.00	0.00	0.00	0.00	0.00	0.00	0.00	0.00	0.00	0.00	0.00	0.00	0.00	
IV. Reversion of the Unobligated Allotments charged against R.A. Nos. 11465 and 11494		0.00	0.00	0.00	0.00	0.00	0.00	0.00	0.00	0.00	0.00	0.00	0.00	0.00	0.00	0.00	0.00	0.00	0.00	0.00	0.00	
GRAND TOTAL		270,690,000.00	270,690,000.00	270,690,000.00	0.00	0.00	270,690,000.00	23,386,601.60	62,505,366.69	0.00	0.00	85,891,967.89	21,068,384.53	60,891,118.25	0.00	0.00	81,959,502.78	0.00	187,278,360.31	2,333,484.91	2,399,000.00	
PS		67,884,000.00	67,884,000.00	67,884,000.00	0.00	0.00	67,884,000.00	13,186,403.53	19,371,472.61	0.00	0.00	32,557,876.14	13,092,881.93	16,984,816.06	0.00	0.00	32,077,697.99	0.00	38,407,471.86	480,178.15	0.00	
MOOE		191,856,000.00	191,856,000.00	191,856,000.00	0.00	0.00	191,856,000.00	9,686,697.22	35,989,321.25	0.00	0.00	45,656,018.47	7,482,001.75	33,941,709.96	0.00	0.00	41,403,711.71	0.00	145,999,981.53	1,853,306.76	2,399,000.00	
CO		10,550,000.00	10,550,000.00	10,550,000.00	0.00	0.00	10,550,000.00	513,500.85	7,164,592.23	0.00	0.00	7,678,093.08	513,500.85	7,164,592.23	0.00	0.00	7,678,093.08	0.00	2,871,906.92	0.00	0.00	
Recapitulation by OO:																						
I. Agency Specific Budget		227,284,000.00	227,284,000.00	227,284,000.00	0.00	0.00	227,284,000.00	14,789,442.11	48,368,107.81	0.00	0.00	63,157,549.92	12,694,051.99	45,810,869.67	0.00	0.00	58,804,921.66	0.00	164,148,450.28	1,833,828.06	2,399,000.00	
TECHNOLOGY APPLICATION AND INVENTION DEVELOPMENT PROGRAM		227,284,000.00	227,284,000.00	227,284,000.00	0.00	0.00	227,284,000.00	14,789,442.11	48,368,107.81	0.00	0.00	63,157,549.92	12,694,051.99	45,810,869.67	0.00	0.00	58,804,921.66	0.00	164,148,450.28	1,833,828.06	2,399,000.00	


This report was generated using the Unified Reporting System on July 26, 2024 4:14 PM; Status : SUBMITTED


Page 2 of 3

Certified Correct:

 JOSEPHINE O. REYES
 Budget Officer
 Date: July 26, 2024

Certified Correct:

 MICHAEL C. TAPILLANO
 Accountant III
 Date: July 26, 2024

Recommending Approval By:

 JOYCEL N. AGUILAR
 Chief, FAD
 Date: July 26, 2024

Approved By:

 ATTY. MARION IVY D. DEGENA
 Director
 Date: July 26, 2024

This report was generated using the Unified Reporting System on July 26, 2024 4:14 PM; Status : SUBMITTED

Page 3 of 3