

STATEMENT OF APPROPRIATIONS, ALLOTMENTS, OBLIGATIONS, DISBURSEMENTS AND BALANCES
As of the Quarter Ending December 31, 2018

Department: Department of Science and Technology (DOST)
Agency: Technology Application and Promotion Institute
Operating Unit: N/A
Organization Code (UACS): 190200000000
Fund Cluster: 01 - Regular Agency Fund

Authorization: 01 - Current Year Appropriations
Report Status: SUBMITTED

Table with columns: Particulars, UACS CODE, Appropriation (Authorized, Adjustments, Adjusted), Allotments (Allotments Received, Adjustments, Transfer To, Transfer From, Adjusted Total), Current Year Obligations (1st-4th Quarter, Total), Current Year Disbursements (1st-4th Quarter, Total), Balances (Unreleased, Unobligated, Unpaid Obligations). Rows include Agency Specific Budget, General Administration and Support, Operations, and Special Purpose Fund.

Particulars	UACS CODE	Appropriation			Allotments					Current Year Obligations					Current Year Disbursements					Balances				
		Authorized Appropriation	Adjustments (To)/From, Realignment	Adjusted Appropriations	Allotments Received	Adjustments (Withdrawal, Realignment)	Transfer To	Transfer From	Adjusted Total Allotments	1st Quarter Ending March 31	2nd Quarter Ending June 30	3rd Quarter Ending Sept. 30	4th Quarter Ending Dec. 31	Total	1st Quarter Ending March 31	2nd Quarter Ending June 30	3rd Quarter Ending Sept. 30	4th Quarter Ending Dec. 31	Total	Unreleased Appropriations	Unobligated Allotment	Unpaid Obligations (15-20) = (23+24)		
																						Due and Demandable	Not Yet Due and Demandable	
Purpose	4000000000000000		1,188,830.33	1,188,830.33	1,558,471.00	(389,640.67)		1,188,830.33					1,188,830.33	1,188,830.33					1,188,830.33	1,188,830.33				
Miscellaneous Personnel Benefits Fund	4007000000000000		1,188,830.33	1,188,830.33	1,558,471.00	(389,640.67)		1,188,830.33					1,188,830.33	1,188,830.33					1,188,830.33	1,188,830.33				
Funding Requirements for the Filing up of Unfilled Positions	4007000000000000		1,188,830.33	1,188,830.33	1,558,471.00	(389,640.67)		1,188,830.33					1,188,830.33	1,188,830.33					1,188,830.33	1,188,830.33				
PS			1,188,830.33	1,188,830.33	1,558,471.00	(389,640.67)		1,188,830.33					1,188,830.33	1,188,830.33					1,188,830.33	1,188,830.33				
Pension and Gratuity Fund	01101407		1,650,150.00	1,650,150.00	1,650,150.00			1,650,150.00		626,216.46	.01	1,023,933.00	1,650,149.47		626,216.46			1,023,933.01	1,650,149.47		.53			
Purpose	4000000000000000		1,650,150.00	1,650,150.00	1,650,150.00			1,650,150.00		626,216.46	.01	1,023,933.00	1,650,149.47		626,216.46			1,023,933.01	1,650,149.47		.53			
Pension and Gratuity Fund	4008000000000000		1,650,150.00	1,650,150.00	1,650,150.00			1,650,150.00		626,216.46	.01	1,023,933.00	1,650,149.47		626,216.46			1,023,933.01	1,650,149.47		.53			
For payment of retirement and terminal leave benefits	4008000000000000		1,023,933.00	1,023,933.00	1,023,933.00			1,023,933.00				1,023,933.00	1,023,933.00					1,023,933.00	1,023,933.00					
PS			1,023,933.00	1,023,933.00	1,023,933.00			1,023,933.00				1,023,933.00	1,023,933.00					1,023,933.00	1,023,933.00					
For payment of monetization of leave credits	4008000000000000		626,217.00	626,217.00	626,217.00			626,217.00		626,216.46	.01		626,216.47		626,216.46		.01	626,216.47	626,216.47		.53			
PS			626,217.00	626,217.00	626,217.00			626,217.00		626,216.46	.01		626,216.47		626,216.46		.01	626,216.47	626,216.47		.53			
Sub-Total, SPF			2,818,980.33	2,818,980.33	3,208,621.00	(389,640.67)		2,818,980.33		626,216.46	.01	2,192,763.33	2,818,979.80		626,216.46			2,192,763.34	2,818,979.80		.53			
PS			2,818,980.33	2,818,980.33	3,208,621.00	(389,640.67)		2,818,980.33		626,216.46	.01	2,192,763.33	2,818,979.80		626,216.46			2,192,763.34	2,818,979.80		.53			
GRAND TOTAL		129,881,000.00	2,828,221.00	132,507,221.00	133,403,608.00	(382,400.00)		133,021,208.00	31,640,262.84	36,788,530.84	29,278,387.06	34,803,733.68	132,611,934.42	28,487,991.85	34,211,773.90	31,051,854.51	34,811,103.88	129,582,724.24	(513,887.00)	408,273.58			3,048,210.18	
PS		44,706,000.00	4,740,574.00	49,446,574.00	48,046,608.00	1,531,963.00		49,578,561.00	10,286,088.03	13,269,519.06	10,211,688.05	15,788,925.26	49,568,218.40	10,284,658.03	12,391,804.78	11,067,704.60	15,779,450.45	49,523,417.84	(131,887.00)	12,342.60			42,800.58	
MOOE		72,280,000.00	(1,914,353.00)	70,345,647.00	72,842,000.00	(1,914,353.00)		70,727,847.00	14,310,482.91	23,519,011.78	18,800,610.83	15,908,439.30	70,339,744.92	12,159,621.92	21,820,169.14	17,517,269.83	18,285,672.31	67,782,623.20	(382,000.00)	387,802.08			2,557,121.72	
CO		12,715,000.00		12,715,000.00	12,715,000.00			12,715,000.00	7,043,711.90			2,468,890.08	3,195,369.12	12,705,971.10	7,043,711.90		2,468,890.08	2,746,081.22	12,256,683.20			8,028.90	449,287.90	

Certified Correct:


JOSEPHINE Q. REYES

Budget Officer

Date: 14/Jan/2019

Certified Correct:


FLORENCIA A. PANGILINAN

Chief Accountant

Date:

Recommended By:


LILIA B. FERRER

Chief FAD

Date: 14/Jan/2019

Approved By:



EDGAR I. GARCIA

Agency Head/Department

Date: 14/Jan/2019

This report was generated using the Unified Reporting System on 14/01/2019 18:54

Certified Correct:


JOSEPHINE Q. REYES

Budget Officer

Date: 09/Oct/2018

Certified Correct:


FLORENCIA P. PANGILINAN

Chief Accountant

Date:

Recommended By:


LILIA B. FERRER

Chief FAD

Date: 09/Oct/2018


Approved By:

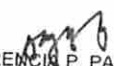

EDGAR I. GARCIA

Agency Head/Department


Date: 09/Oct/2018

This report was generated using the Unified Reporting System on 09/10/2018 13:35


JOSEPHINE Q. REYES
Budget Officer
Date: 10/Jul/2018


FLORENCIA P. PANGILINAN
Chief Accountant
Date:


LILIA B. FERRER
Chief FAD
Date: 10/Jul/2018


EDGAR I. GARCIA
Agency Head/Department
Date: 10/Jul/2018

This report was generated using the Unified Reporting System on 10/07/2018 12:24

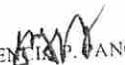
Particulars	UACS CODE	Appropriation			Allotments			Current Year Obligations					Current Year Disbursements				Balances											
		Authorized Appropriation	Adjustments (Transfer To/From, Realignment)	Adjusted Appropriations	Allotments Received	Adjustments (Withdrawal, Realignment)	Transfer To	Transfer From	Adjusted Total Allotments	1st Quarter	2nd	3rd	4th	Total	1st Quarter	2nd	3rd	4th	Unreleased Appropriations	Unobligated Allotment	Unpaid Obligations (15-20) = (23+24)							
										Ending March 31	Quarter Ending June 30	Quarter Ending Sept. 30	Quarter Ending Dec. 31		Ending March 31	Quarter Ending June 30	Quarter Ending Sept. 30	Quarter Ending Dec. 31			20=(16+17+18+19)	21=(5-10)	22=(15-18)	23	24			
Sub-Total, SMY																												
PS																												
MOOE																												
Fin Ex																												
CO																												
GRAND TOTAL																												
FE																												
MOOE																												
Fin Ex																												
CO																												

Certified Correct:


JOSEPHINE Q. REYES

Budget Officer
Date: 30/Apr/2018

Certified Correct:


FLORENTIA P. MANGILINAN

Chief Accountant
Date:

Recommended By:


LILIA B. FERRER

Chief, FAD
Date: 30/Apr/2018

Approved By:


MABION W. DECENA

OIC, TAPI